


Van Zandt County
Monthly Financial & Investment Report
Month Ending April 30, 2020

TO BE RECORDED IN THE MAY 27, 2020 MINUTES

OF THE COMMISSIONERS' COURT

BY VAN ZANDT COUNTY CLERK.


SUBMITTED THIS THE 26TH DAY OF MAY 2020




Kenny Edwards, Treasurer

The Van Zandt County Commissioners' Court, having reviewed the Treasurer's Report as presented, having taken reasonable steps to ensure its accuracy, and based upon presentations of the Treasurer's Office, does hereby approve the Report, subject to the independent auditor's review and does further order that it be filed with the official minutes of this meeting. {LGC 114.026(c)}

In addition, the below signatures affirm that the Treasurers' Report complies with statutes as referenced. {LGC 114.026(d)}S



Don Kirkpatrick, Van Zandt County Judge




Brandon Brown

Commissioner Precinct #1




Keith Pearson

Commissioner Precinct #3



Virgil Melton, Jr.

Commissioner Precinct #2



Tim West

Commissioner Precinct #4



P.O. Box 3188 • Longview, Texas 75606 • 903-237-5500

MEMBER FDIC

EQUAL HOUSING LENDER



Return Service Requested

012083

Date 4/30/20
PRIMARY ACCOUNT
ENCLOSURES

Page 1
[REDACTED]
288



TXBT VAN ZANDT COUNTY
FINANCIAL CLEARING
121 E DALLAS RM 101
CANTON TX 75103

C H E C K I N G A C C O U N T

PUBLIC FUNDS CHECKING		NUMBER OF ENCLOSURES	288
ACCOUNT NUMBER	[REDACTED]	Statement Dates	4/01/20 thru 4/30/20
PREVIOUS BALANCE	929,690.03	DAYS IN STATEMENT PERIOD	30
25 DEPOSITS	2,463,198.79	AVERAGE LEDGER	1,488,411.08
295 CHECKS/DEBITS	1,942,082.78	AVERAGE COLLECTED	1,482,512.20
SERVICE CHARGE	.00		
INTEREST PAID	.00		
CURRENT BALANCE	1,450,806.04		

D E P O S I T S A N D O T H E R C R E D I T S

Date	Description	Amount
4/01	WIRE TRANSFER CREDIT VAN ZANDT COUNTY FINANCIAL CLEARING FUND ATTN KENNY EDWARDS 121 E DALLAS ST STE 101 FEDERATED SERVICES COMPANY FEDERATED INVESTORS TOWER PITTSBURGH PA 152223 20200401A1Q002CC005882 20200401MMQFMPJR000059 04011509FT01	550,000.00
4/02	PAY VZ CO APPRAISAL PPD	66,551.66
4/02	PAY VZ CO APPRAISAL PPD	396,026.01
4/06	DEPOSIT	88,733.16
4/07	INV-PAYMTS TX AGRICULTURE CTX	2,113.00
4/08	DEPOSIT	11,823.91
4/08	DEPOSIT	39,039.04
4/09	DEPOSIT	138,885.83
4/10	INV-PAYMTS GOVERNOR FISCAL CTX	9,764.25
4/10	INV-PAYMTS GOVERNOR FISCAL CTX	10,545.59
4/14	#070047 P/A \$183.76 ON 2/21/20 S/B \$183.72	.04

TXBT-016-012020-001-015-200502 012083 X06
75103149626

VAN ZANDT COUNTY
FINANCIAL CLEARING
121 E DALLAS RM 101
CANTON TX 75103

PUBLIC FUNDS CHECKING [REDACTED] (Continued)

DEPOSITS AND OTHER CREDITS		
Date	Description	Amount
4/16	WIRE TRANSFER CREDIT VAN ZANDT COUNTY FINANCIAL CLEARING FUND ATTN KENNY EDWARDS 121 E DALLAS ST STE 101 FEDERATED SERVICES COMPANY FEDERATED INVESTORS TOWER PITTSBURGH PA 152223 20200416A1Q002BC004798 20200416MMQFMPJR000068 04161523FT03	500,000.00
4/16	INV-PAYMTS CPA STATE FISCAL CTX	13,798.93
4/16	DEPOSIT	107,817.02
4/17	DEPOSIT	79,240.85
4/20	INV-PAYMTS JUVENILE JUSTICE CTX	51,182.08
4/21	INV-PAYMTS HEALTH HUMAN SVC CTX	18.00
4/21	INV-PAYMTS CPA STATE FISCAL CTX	8,463.65
4/22	INV-PAYMTS TX ATTORNEY GEN CTX	4,654.72
4/22	DEPOSIT	166,702.27
4/23	DEPOSIT	7,175.70
4/24	INV-PAYMTS JUVENILE JUSTICE CTX	20,003.88
4/28	DEPOSIT	2,336.90
4/29	DEPOSIT	161,017.80
4/30	INV-PAYMTS OFC COURT ADMIN CTX	27,304.50

WITHDRAWALS AND OTHER DEBITS

Date	Description	Amount
4/02	Transf to Payroll Clearing Payroll 04/03/2020 confirmation number 402200076	256,850.33-



TXBT-016-012020-001-015-200502 012083 X06

VAN ZANDT COUNTY
FINANCIAL CLEARING
121 E DALLAS RM 101
CANTON TX 75103

PUBLIC FUNDS CHECKING

[REDACTED] (Continued)

WITHDRAWALS AND OTHER DEBITS		
Date	Description	Amount
4/02	PAYMENT BANKCARD \TEL	5,773.01-
4/03	Transf to Debt Services Debt Service Transfer Confirmation number 403200030	31,105.25-
4/03	PAYMENTS NATIONWIDE PPD	2,925.00-
4/03	FLEET DEBI WEX INC CCD 9100000739575	8,943.41-
4/03	USATAXPYMT IRS CCD 220049482559316	81,375.64-
4/06	CHILDSUPP Texas SDU CCD 200940001515849	721.24-
4/06	INSURANCE AFLAC CCD 0XH48910039	7,450.42-
4/08	PAYMENT VISA \WEB	2,177.76-
4/15	RECEIVABLE TEXAS COUNTY DRS CCD 0333	86,554.90-
4/16	REF: VAN ZANDT COUNTY CSCD 023 WIRE TRANSFER DEBIT TDCJ	4,256.17-
4/16	Transf to Payroll Clearing Payroll 04/17/2020 Confirmation number 416200048	215,863.14-
4/17	PAYMENTS NATIONWIDE PPD	2,925.00-
4/17	USATAXPYMT IRS CCD 220050871466677	62,550.51-
4/20	CHILDSUPP Texas SDU CCD 201080001533714	721.24-
4/30	Transf to Payroll Clearing Payroll 5/1/2020 Confirmation number 430200139	210,255.66-
4/30	PAYMENT BANKCARD \TEL	3,255.42-



VAN ZANDT COUNTY
 FINANCIAL CLEARING
 121 E DALLAS RM 101
 CANTON TX 75103

PUBLIC FUNDS CHECKING

[REDACTED] (Continued)

CHECKS IN NUMERICAL ORDER

Date	Check No	Amount	Date	Check No	Amount
4/10	69777	122.02	4/09	70417	416.50
4/10	69779*	1,048.13	4/13	70418	247.43
4/30	70183*	840.00	4/13	70419	40.93
4/02	70227*	33.84	4/22	70420	558.12
4/16	70253*	1,037.50	4/13	70421	1,620.00
4/10	70262*	300.00	4/10	70422	407.68
4/02	70267*	600.53	4/08	70423	706.49
4/01	70268	1,206.06	4/15	70424	161.25
4/15	70273*	600.53	4/13	70426*	106.85
4/03	70274	1,428.00	4/14	70427	327.38
4/02	70290*	35.00	4/10	70428	430.00
4/14	70293*	81.00	4/13	70429	180.00
4/27	70303*	600.53	4/14	70430	592.92
4/08	70306*	196.00	4/09	70431	486.00
4/03	70336*	120.00	4/15	70432	265.45
4/01	70344*	2,738.90	4/10	70433	108.00
4/06	70351*	600.53	4/22	70434	3,326.40
4/06	70358*	32.50	4/08	70435	246.00
4/03	70393*	24.66	4/14	70436	37.99
4/01	70394	83.07	4/13	70437	1,266.00
4/01	70395	6,300.06	4/09	70438	2,143.50
4/10	70396	92.14	4/08	70439	456.47
4/01	70397	41.20	4/08	70440	663.80
4/01	70399*	96.55	4/09	70441	250.14
4/02	70400	4.38	4/09	70442	3,337.45
4/13	70401	1,518.50	4/10	70443	9,488.84
4/08	70404*	233.02	4/09	70444	278.67
4/22	70405	450.00	4/09	70445	1,387.87
4/02	70406	154.20	4/08	70446	670.00
4/08	70407	955.04	4/10	70447	2,500.00
4/10	70408	387.85	4/10	70449*	500.00
4/08	70409	1,045.00	4/13	70450	1,045.00
4/10	70410	2,005.26	4/10	70451	24.21
4/10	70411	38.95	4/14	70452	97.65
4/27	70412	22.05	4/09	70453	500.00
4/13	70413	7,060.30	4/17	70454	126.00
4/13	70414	175.00	4/10	70455	67.00
4/16	70415	2,354.70	4/10	70456	1,228.17
4/09	70416	1,496.25	4/10	70457	10,440.00

* Indicates break in check number sequence

VAN ZANDT COUNTY
FINANCIAL CLEARING
121 E DALLAS RM 101
CANTON TX 75103

PUBLIC FUNDS CHECKING

(Continued)

CHECKS IN NUMERICAL ORDER

Date	Check No	Amount	Date	Check No	Amount
4/08	70458	71.75	4/06	70501	64.59
4/10	70459	343.81	4/08	70502	49.86
4/09	70460	1,150.00	4/15	70503	73.21
4/09	70463*	85,687.24	4/07	70504	6,267.14
4/20	70464	485.00	4/10	70505	597.96
4/14	70465	260.28	4/08	70506	39.40
4/09	70467*	13,538.17	4/07	70507	1,149.00
4/09	70468	48.95	4/09	70508	44.30
4/13	70469	28.27	4/14	70509	1,912.53
4/06	70470	32,867.00	4/07	70510	60.30
4/13	70471	170.34	4/08	70511	566.49
4/09	70472	1,796.79	4/06	70512	53.99
4/10	70473	3,540.88	4/08	70513	175.00
4/09	70474	2,253.12	4/08	70515*	89.93
4/14	70475	12,600.00	4/08	70516	189.79
4/13	70477*	129,906.00	4/08	70517	100.00
4/10	70478	33,039.49	4/10	70518	401.50
4/14	70479	1,500.00	4/08	70519	546.36
4/27	70480	300.00	4/14	70520	22,527.00
4/16	70481	1,200.00	4/14	70521	3,199.86
4/13	70482	731.03	4/17	70522	147.81
4/09	70483	208.67	4/13	70523	175.67
4/15	70484	208.57	4/16	70524	151.61
4/07	70485	199.40	4/14	70525	1,357.83
4/13	70486	712.96	4/15	70526	31.39
4/16	70487	530.25	4/17	70527	29.80
4/08	70488	14.99	4/20	70528	8,598.47
4/09	70489	533.42	4/20	70529	182.63
4/15	70490	64.00	4/23	70530	51.45
4/09	70491	9,411.19	4/17	70531	300.00
4/14	70492	5,670.36	4/17	70532	200.00
4/13	70493	118,851.48	4/20	70533	375.00
4/14	70494	29.40	4/15	70534	150.00
4/14	70495	402.03	4/20	70536*	845.01
4/14	70496	1,845.23	4/16	70537	53.87
4/06	70497	60,963.52	4/20	70538	2,997.50
4/08	70498	272.95	4/21	70539	120.00
4/07	70499	49.95	4/21	70540	225.60
4/13	70500	968.69	4/21	70541	2,843.75

* Indicates break in check number sequence



Date 4/30/20
 PRIMARY ACCOUNT
 ENCLOSURES

Page 6
 [REDACTED]
 288

VAN ZANDT COUNTY
 FINANCIAL CLEARING
 121 E DALLAS RM 101
 CANTON TX 75103

PUBLIC FUNDS CHECKING [REDACTED] (Continued)

CHECKS IN NUMERICAL ORDER

Date	Check No	Amount	Date	Check No	Amount
4/20	70542	1,055.04	4/17	70592*	5.38
4/22	70543	193.50	4/21	70593	138.49
4/22	70544	52.14	4/22	70594	314.63
4/22	70545	1,054.11	4/24	70595	68.88
4/22	70546	4,460.93	4/17	70596	265.00
4/23	70547	175.00	4/24	70597	677.00
4/27	70548	126.05	4/22	70598	8,350.60
4/15	70551*	14.90	4/27	70599	14,080.50
4/22	70552	1,496.25	4/23	70600	17,670.00
4/21	70553	4,407.00	4/22	70601	120.00
4/21	70554	484.12	4/17	70604*	73.61
4/20	70555	2,887.00	4/22	70605	71.66
4/21	70556	375.54	4/20	70606	2,250.00
4/27	70557	10,806.26	4/24	70607	264.00
4/30	70559*	142.06	4/21	70609*	6,355.02
4/22	70560	31.90	4/15	70610	55.50
4/27	70561	80.03	4/30	70611	448.49
4/23	70562	180.00	4/28	70613*	145.95
4/29	70563	46.73	4/22	70614	1,048.52
4/22	70564	522.54	4/24	70615	160.00
4/21	70565	1,032.75	4/23	70616	76.45
4/21	70567*	964.61	4/23	70617	1,805.78
4/22	70568	498.75	4/22	70618	44.54
4/21	70569	1,865.00	4/20	70619	626.46
4/23	70570	300.00	4/21	70620	552.00
4/29	70571	189.04	4/22	70621	137.50
4/30	70572	527.50	4/20	70622	75.00
4/22	70574*	2,022.16	4/20	70623	1,886.96
4/22	70578*	546.00	4/28	70625*	388.89
4/21	70579	1,075.00	4/23	70626	17,335.00
4/22	70580	430.00	4/24	70627	1,780.56
4/21	70581	422.00	4/30	70629*	90.00
4/20	70583*	100.00	4/28	70630	110.85
4/24	70584	7,311.24	4/21	70631	12,177.90
4/27	70585	500.00	4/21	70632	126.65
4/20	70586	92.66	4/21	70633	34,393.92
4/21	70587	2,113.52	4/28	70634	24.00
4/21	70589*	941.00	4/24	70636*	24,114.49
4/21	70590	750.05	4/22	70637	179.70

* Indicates break in check number sequence

TXBT-016-012020-001-015-200502 012083 X06

VAN ZANDT COUNTY
 FINANCIAL CLEARING
 121 E DALLAS RM 101
 CANTON TX 75103

PUBLIC FUNDS CHECKING

[REDACTED] (Continued)

CHECKS IN NUMERICAL ORDER

Date	check No	Amount	Date	check No	Amount
4/22	70638	190.67	4/24	70661	90.00
4/22	70639	23.52	4/23	70662	49.95
4/21	70640	203.23	4/23	70663	30.31
4/22	70641	120.12	4/27	70664	116.44
4/23	70642	294.33	4/29	70667*	127.00
4/23	70643	6,000.00	4/23	70668	663.77
4/22	70644	400.00	4/23	70669	50.00
4/21	70645	6,787.11	4/24	70670	978.79
4/22	70646	346.09	4/22	70671	43.12
4/22	70647	3,404.46	4/23	70672	270.63
4/17	70649*	138.25	4/24	70673	720.00
4/21	70650	51.84	4/24	70674	50.00
4/22	70651	237.74	4/27	70675	35.00
4/21	70652	1,598.80	4/23	70676	190.00
4/21	70653	3,808.94	4/24	70677	372.00
4/23	70654	290.95	4/30	70681*	68.04
4/20	70655	2,118.00	4/29	70682	6,355.43
4/23	70656	98.50	4/29	70685*	189.21
4/17	70657	57.50	4/29	70689*	144.00
4/23	70658	75.59	4/30	70690	80.41
4/16	70659	60,134.63	4/29	70691	151.96
4/24	70660	77.90	4/30	70756*	86.00

* Indicates break in check number sequence

DAILY BALANCE INFORMATION

Date	Balance	Date	Balance	Date	Balance
4/01	1,469,224.19	4/13	1,266,503.14	4/23	1,527,141.32
4/02	1,668,350.57	4/14	1,214,061.72	4/24	1,510,480.34
4/03	1,542,428.61	4/15	1,125,882.02	4/27	1,483,813.48
4/06	1,528,407.98	4/16	1,461,916.10	4/28	1,485,480.69
4/07	1,522,795.19	4/17	1,474,338.09	4/29	1,639,295.12
4/08	1,564,192.04	4/20	1,500,224.20	4/30	1,450,806.04
4/09	1,578,109.64	4/21	1,424,892.01		
4/10	1,531,307.59	4/22	1,565,573.33		

END OF STATEMENT



Participant Statement

VAN ZANDT COUNTY
 FINANCIAL CLEARING FUND
 ATTN KENNY EDWARDS
 121 E DALLAS ST STE 101
 CANTON TX 75103-1496

Statement Period **04/01/2020 - 04/30/2020**

Page 1 of 2

Customer Service 1-866-TEX-POOL
 Location ID [REDACTED]
 Investor ID [REDACTED]

TexPool Update

It's spring cleaning time! Review a current listing of your authorized representatives and contact information by requesting an Account Information Report from TexConnect or the TexPool Participant Services team. Submit any changes on the proper maintenance form, found under Account Documents.

TexPool Summary

Pool Name	Beginning Balance	Total Deposits	Total Withdrawals	Total Interest	Current Balance	Average Balance
Texas Local Government Investment Pool	\$16,181,436.38	\$0.00	\$1,050,000.00	\$5,764.54	\$15,137,200.92	\$15,381,628.53
Total Dollar Value	\$16,181,436.38	\$0.00	\$1,050,000.00	\$5,764.54	\$15,137,200.92	

Portfolio Value

Pool Name	Pool/Account	Market Value (04/01/2020)	Share Price (04/30/2020)	Shares Owned (04/30/2020)	Market Value (04/30/2020)
Texas Local Government Investment Pool	[REDACTED]	\$16,181,436.38	\$1.00	15,137,200.92	\$15,137,200.92
Total Dollar Value		\$16,181,436.38			\$15,137,200.92

Interest Summary

Pool Name	Pool/Account	Month-to-Date Interest	Year-to-Date Interest
Texas Local Government Investment Pool	[REDACTED]	\$5,764.54	\$50,649.98
Total		\$5,764.54	\$50,649.98




Transaction Detail

Texas Local Government Investment Pool

Participant: VAN ZANDT COUNTY

Pool/Account: XXXXXXXXXX

Transaction Date	Settlement Date	Transaction Description	Transaction Dollar Amount	Share Price	Shares This Transaction	Shares Owned
04/01/2020	04/01/2020	BEGINNING BALANCE	\$16,181,436.38	\$1.00		16,181,436.380
04/01/2020	04/01/2020	WITHDRAWAL	\$550,000.00-	\$1.00	550,000.000-	15,631,436.380
04/16/2020	04/16/2020	WITHDRAWAL	\$500,000.00-	\$1.00	500,000.000-	15,131,436.380
04/30/2020	04/30/2020	MONTHLY POSTING	\$5,764.54	\$1.00	5,764.540	15,137,200.920
Account Value as of 04/30/2020			\$15,137,200.92	\$1.00		15,137,200.920





Summary Statement

April 2020

Van Zandt County

121 East Dallas Street, Room 101
Canton, TX 75103

TXCLASS

Average Monthly Yield: 1.10%

	Beginning Balance	Contributions	Withdrawals	Income Earned	Income Earned YTD	Average Daily Balance	Month End Balance
██████████ FINANCIAL CLEARING	631,488.81	0.00	0.00	569.38	3,228.24	631,800.07	632,058.19
Total	631,488.81	0.00	0.00	569.38	3,228.24	631,800.07	632,058.19



Account Statement

April 2020

Van Zandt County

121 East Dallas Street, Room 101
Canton, TX 75103

TXCLASS [REDACTED]

Summary

Average Monthly Yield: 1.10%

	Beginning Balance	Contributions	Withdrawals	Income Earned	Average Daily Balance	Month End Balance
[REDACTED] FINANCIAL CLEARING	631,488.81	0.00	0.00	569.38	631,800.07	632,058.19

Transactions

Transaction Date	Transaction Description	Contributions & Income Earned	Withdrawals	Balance	Transaction Number
04/01/2020	Beginning Balance			631,488.81	
04/30/2020	Income Earned for the Period	569.38			
04/30/2020	Ending Balance			632,058.19	



Daily Rates

April 2020

TXCLASS

Date	Dividend Rate	Daily Yield
01-Apr-20	0.000032448	1.19%
02-Apr-20	0.000031888	1.17%
03-Apr-20	0.000031446	1.15%
04-Apr-20	0.000031446	1.15%
05-Apr-20	0.000031446	1.15%
06-Apr-20	0.000031208	1.14%
07-Apr-20	0.000031234	1.14%
08-Apr-20	0.000031120	1.14%
09-Apr-20	0.000030918	1.13%
10-Apr-20	0.000030918	1.13%
11-Apr-20	0.000030918	1.13%
12-Apr-20	0.000030918	1.13%
13-Apr-20	0.000030761	1.13%
14-Apr-20	0.000030889	1.13%
15-Apr-20	0.000030467	1.12%
16-Apr-20	0.000030500	1.11%
17-Apr-20	0.000030146	1.10%
18-Apr-20	0.000030146	1.10%
19-Apr-20	0.000030146	1.10%
20-Apr-20	0.000029480	1.08%
21-Apr-20	0.000029144	1.07%
22-Apr-20	0.000029100	1.07%
23-Apr-20	0.000028970	1.06%
24-Apr-20	0.000028746	1.05%
25-Apr-20	0.000028746	1.05%
26-Apr-20	0.000028746	1.05%
27-Apr-20	0.000028289	1.04%
28-Apr-20	0.000027473	1.01%
29-Apr-20	0.000027129	0.99%
30-Apr-20	0.000026642	0.98%

DATE 05/26/2020 TIME 20:17

COMBINED STATEMENT OF CASH POSITION FOR APRIL

FUND NAME	CHECKING ACCOUNT	CHECKING AMOUNT	TDOA ACCOUNT	TDOA AMOUNT	FUND TOTAL
2020 010 GENERAL FUND	FIN CLEAR AMERICAN CTV JURY	268,110.07 3,349.00	TDOA MBIA	6,624,606.77 1,338.79	6,897,404.63
2020 012 RESERVE FUNDS	FIN CLEAR		TDOA MBIA		
2020 015 SHERIFF CHAPTER 59 FORFEITURE FUND	FIN CLEAR AMERICAN	86.74	TDOA MBIA	11,336.83	11,423.57
2020 016 DA FORFEITURE FUND	FIN CLEAR		TDOA MBIA		
	ESCRW #1	3,103.85			
	ESCRW #2	2,679.84			
	ESCRW #3	1,171.90			
	ESCRW #4	7,447.42			
	ESCRW #5				
	ESCRW #6				
	ESCRW #7	520.58			
	ESCRW #8				
	ESCRW #9				
	ESCRW #10	29,029.57			
	ESCRW #11	652.04			
	ESCRW #12	11,531.76			
	ESCRW #13				
	ESCRW #14				
	ESCRW #15				
	ESCRW #16				
	ESCRW #17	7,192.36			
	ESCRW #18				
	ESCRW #19				
	ESCRW #20				
	ESCRW #21	6,405.22			
	ESCRW #22	2,307.89			
	ESCRW #23	8,141.28			
	ESCRW #24				
	ESCRW #25				
	ESCRW #26	1,000.73			
	ESCRW #27	2,924.64			
	ESCRW #28	2,712.22			
	ESCRW #29				
	ESCRW #30	537.71			
	ESCRW #31				
	ESCRW #32				
	ESCRW #33	3,652.70			
	ESCRW #34	9,654.13			
	ESCRW #35	202.76			
	ESCRW #36	3,130.81			
	ESCRW #37				
	ESCRW #38				
	ESCRW #39	1,480.33			
	ESCRW #40				
	ESCRW #41				
	ESCRW #42				
	ESCRW #43				
	ESCRW #44				
	ESCRW #45				

FUND NAME	CHECKING ACCOUNT	CHECKING AMOUNT	TDOA ACCOUNT	TDOA AMOUNT	FUND TOTAL
2020 017 BUILDING SECURITY FUND	FIN CLEAR	17,966.20	TDOA MBTA		111,937.24
	ESCR0W #46				
	ESCR0W #47				
	ESCR0W #48				
	ESCR0W #49				
	ESCR0W #50				
	ESCR0W #51				
	ESCR0W #52				
	ESCR0W #53				
	ESCR0W #54				
	ESCR0W #55				
	ESCR0W #56				
	ESCR0W #57				
	ESCR0W #58				
	ESCR0W #59				
	ESCR0W #60				
	ESCR0W #61				
	ESCR0W #62				
ESCR0W #63					
ESCR0W #64					
ESCR0W #65					
ESCR0W #66					
ESCR0W #67					
ESCR0W #68					
ESCR0W #69					
ESCR0W #70					
ESCR0W #71					
ESCR0W #72					
ESCR0W #73					
ESCR0W #74					
ESCR0W #75					
ESCR0W #76					
ESCR0W #77					
ESCR0W #78					
ESCR0W #79					
ESCR0W #80					
ESCR0W #81					
ESCR0W #82					
ESCR0W #83					
ESCR0W #84					
ESCR0W #85					
ESCR0W #86					
ESCR0W #87					
ESCR0W #88					
FIN CLEAR		640.10			640.10
		782.16			782.16
2020 018 JUSTICE COURT BLDG SECURITY FUND	FIN CLEAR	1,686.17	TDOA	9,403.54	11,089.71
2020 019 DA FOREFTURE FUND	ESCR0W #13				
	ESCR0W #14				
	ESCR0W #15				
	ESCR0W #16				
ESCR0W #15		2,954.16			2,954.16
ESCR0W #16		1,683.67			1,683.67
ESCR0W #45					
FIN CLEAR			TDOA	984,691.04	4,637.83
2020 021 ROAD & BRIDGE - PCT. 1	FIN CLEAR	18,722.10-	TDOA		

FUND NAME	CHECKING ACCOUNT	CHECKING AMOUNT	TDOA ACCOUNT	TDOA AMOUNT	FUND TOTAL
2020 022 ROAD & BRIDGE - PCT. 2	FIN CLEAR	18,146.40-	TDOA MBIA	1,572,890.64	1,874,434.09
2020 023 ROAD & BRIDGE - PCT. 3	FIN CLEAR	4,914.22	TDOA MBIA	319,689.85	1,501,828.00
2020 024 ROAD & BRIDGE - PCT. 4	FIN CLEAR	4,118.41	TDOA MBIA	1,125,915.07	1,130,398.95
2020 026 ROAD & BRIDGE - GEN	FIN CLEAR	6,302.17	TDOA MBIA	365.47	7,322.74
2020 035 VICTIM COORDINATOR GRANT	FIN CLEAR	5,513.51-	TDOA MBIA	1,020.57	5,513.51-
2020 036 DA FORFEITURE FUND II	FIN CLEAR	7,003.65	TDOA MBIA	2,220.64	9,224.29
2020 037 CONSTABLE PCT #4 SEIZURE	FIN CLEAR	760.89	TDOA MBIA	5,877.44	6,638.33
2020 040 COUNTY LAW LIBRARY FUND	FIN CLEAR	7,408.87	TDOA MBIA	64,662.66	72,071.53
2020 042 COUNTY FREE LIBRARY	FIN CLEAR	17,252.35	TDOA MBIA	64,662.66	17,252.35
2020 043 COMMUNITY LIBRARY CONTRIBUTION	FIN CLEAR		TDOA MBIA		
2020 047 DIGITIZE RECORDS	FIN CLEAR	4,845.49	TDOA MBIA	87,858.16	92,703.65
2020 048 SUPPLEMENTAL GUARDIANSHIP	FIN CLEAR	1,357.22	TDOA	34,425.57	35,782.79
2020 049 COUNTY CHILD ABUSE PREVENTION	FIN CLEAR	1,654.70	TDOA	8,275.82	9,930.52
2020 050 COUNTY SPECIALTY COURT ACCOUNT	FIN CLEAR	396.62	TDOA MBIA	.03	396.65
2020 052 COUNTY & DISTRICT TECH FUND	FIN CLEAR	343.66	TDOA MBIA	4,985.13	5,328.79
2020 053 CAPITALCREDITSECONOMICDEVELOP	FIN CLEAR	507.53	TDOA	311,246.53	311,754.06
2020 054 DISTRICT CLERK TECHNOLOGY FUND	FIN CLEAR	2,961.24	TDOA	27,009.70	29,970.94
2020 055 CHAPTER 19	FIN CLEAR		TDOA MBIA		
2020 056 COUNTY RECORDS FUND	FIN CLEAR	7,655.86	TDOA MBIA	136,959.30	144,615.16
2020 057 COUNTY CLERK RECORDS FUND	FIN CLEAR	30,806.55	TDOA	171,715.92	

FUND NAME	CHECKING ACCOUNT	CHECKING AMOUNT	TDOA ACCOUNT	TDOA AMOUNT	FUND TOTAL
2020 058 DISTRICT CLERK RECORDS FUND	FIN CLEAR	4,673.23	TDOA	5,425.55	10,098.78
2020 059 COUNTY CLERK ARCHIVE	FIN CLEAR	41,048.91	TDOA	367,226.60	408,375.51
2020 070 PERMANENT IMPROVEMENT FUND	FIN CLEAR	2,303.62	TDOA	79,387.79	81,691.41
2020 075 RIGHT-OF-WAY FUND	FIN CLEAR		TDOA		
2020 084 TAX ANTICIPATION NOTES	FIN CLEAR		TDOA		
2020 085 DEBT SERVICE FUND	DEBT CL	382,064.43	TDOA		382,064.43
2020 087 VZC INDIGENT HEALTH PROGRAM	FIN CLEAR	17,072.32	TDOA	139,192.06	156,264.38
2020 088 SOIL CONSERVATION DIST FUND	FIN CLEAR	8,667.21	TDOA	69,290.86	77,958.07
2020 090 APPELLATE JUSTICE SYSTEM FUND	FIN CLEAR	69.65-	TDOA		69.65-
2020 095 PAYROLL CLEARING ACCOUNT	PAYCLEAR	194,039.82	MBIA		194,039.82
2020 096 GEN FIXED ASSETS ACCOUNT	GRP		MBIA		
2020 097 LONG TERM DEBT GROUP			MBIA		
2020 131 VAN ZANDT COUNTY JAIL	FIN CLEAR	53,368.51-	TDOA	523,500.00	470,131.49
2020 132 VAN ZANDT COUNTY SHERIFF DEPT	FIN CLEAR	26,200.76-	TDOA	387,000.00	360,799.24
2020 145 SOLID WASTE GRANT	FIN CLEAR	203.03			203.03
2020 400 FRUITVALE 2011 TXCDBG	710056WATER				
2020 401 BENWHELEBWSG	7134891131115				
2020 402 LITTLEHOPEMOOREWWSG	71302608113				
2020 540 PRETRIAL SUPERVISION	FIN CLEAR	51.92	TDOA	134,482.57	134,534.49
2020 541 COMMUNITY SUP & CORRECTIONS	FIN CLEAR	19,420.92	TDOA	370,889.93	390,310.85
2020 542 ADULT PROBATION CIVIL	FIN CLEAR	6,658.49	TDOA	51,095.31	368,413.57
2020 543 HIGH RISK SUBSTANCE ABUSE	-CFIN CLEAR	1,835.43	TDOA		

FUND NAME	CHECKING ACCOUNT	CHECKING AMOUNT	TDOA ACCOUNT	TDOA AMOUNT	FUND TOTAL
2020 544 HIGH RISK SEX OFFENDER -CCP	FIN CLEAR	730.91	TDOA		730.91
2020 545 GRANT C COMMIT REDUCTION PROFIT	FIN CLEAR	5,843.10	TDOA		5,843.10
2020 546 JUVENILE PROBATION FUND	FIN CLEAR	71,952.71	TDOA MBIA		71,952.71
2020 547 VZCJPD STATE AID GRANT	FIN CLEAR	44,575.40	TDOA MBIA		44,575.40
2020 549 VZCJPD - GRANT N	FIN CLEAR	17,190.77	TDOA MBIA		17,190.77
2020 550 D A SUPPLEMENTAL FUND	FIN CLEAR	848.47-	TDOA MBIA	92.24	756.23-
2020 551 VOICES - JUV CJD GRANT	FIN CLEAR	2,185.03-	TDOA		2,185.03-
2020 552 ETCOG RESIDENTIAL	FIN CLEAR	1,411.00-	TDOA		1,411.00-
2020 555 JUVENILE PROBATION INTEREST	FIN CLEAR	82.56	TDOA MBIA	23,872.25	23,954.81
2020 556 REGIONAL SERVICE ENHANCEMENT	FIN CLEAR	35,497.03	TDOA		35,497.03
2020 558 GRANT S	FIN CLEAR	7,738.90	TDOA		7,738.90
2020 559 MENTAL IMPAIRMENT CASELOAD	FIN CLEAR	15,066.44	TDOA MBIA	15,066.44	15,066.44
2020 565 INDIGENT DEFENSE GRANT	FIN CLEAR	392.22	TDOA	25,620.54	26,012.76
2020 567 FIRE MARSHAL	FIN CLEAR	51,964.86	TDOA	127,146.32	179,111.18
2020 568 TECHNOLOGY RESOURCES	FIN CLEAR		TDOA		
2020 569 HAVA ELECTION GRANT	FIN CLEAR	15,359.98	TDOA		15,359.98
2020 570 GOLDEN WATER SUPPLY CORP	FIN CLEAR				
2020 580 D.A. CHECK COLLECTION FUND	FIN CLEAR	2,618.59	TDOA MBIA	10,667.43	13,286.02
2020 591 CONSTABLE #1 TLEOSE FUND	FIN CLEAR	2,534.43	TDOA MBIA		2,534.43
2020 592 CONSTABLE #2 TLEOSE FUND	FIN CLEAR	2,692.48	MBIA		2,692.48
2020 593 CONSTABLE #3 TLEOSE FUND	FIN CLEAR	1,359.92	MBIA		1,359.92
2020 594 CONSTABLE #4 TLEOSE FUND	FIN CLEAR	5,633.01	TDOA MBIA		5,633.01
2020 595 SHERIFF TLEOSE FUND	FIN CLEAR	9,923.39	MBIA		9,923.39

DATE 05/26/2020 TIME 20:17

COMBINED STATEMENT OF CASH POSITION FOR APRIL

FUND NAME	CHECKING ACCOUNT	CHECKING AMOUNT	TDOA ACCOUNT	TDOA AMOUNT	FUND TOTAL
2020 596 DA TIEOSE FUND	FIN CLEAR	2,290.27	MBIA		2,290.27
2020 600 JUSTICE COURT TECHNOLOGY FUND	FIN CLEAR	4,634.33	TDOA MBIA	53,624.94	58,259.27
2020 800 CONTRIBUTION RELIEF FUND	FIN CLEAR		TDOA	16,082.93	16,082.93
2020 802 VETERAN'S MEMORIAL WALL FUND	FIN CLEAR		TDOA		
2020 803 HISTORICAL COMMISSION	FIN CLEAR	3,014.12	TDOA	5,278.87	8,292.99
2020 804 VAN TORNADO-ASSISTANCE	FIN CLEAR				
2020 805 FEMA - DEC 2015 STORM	FIN CLEAR		TDOA		
2020 806 FEMA APRIL 2016 STORM	FIN CLEAR				
2020 807 HAZARD MITIGATION GRANT	FIN CLEAR	35,624.49	TDOA		35,624.49
2020 808 COURTHOUSE PLANNING GRANT	FIN CLEAR	148,250.48			148,250.48
2020 809 PRETRIAL INTERVENTION PROGRAM	FIN CLEAR	3,341.45	TDOA	49,789.17	53,130.62
2020 810 SHERIFF JUSTICE FORFEITURE	FIN CLEAR	10,870.00	TDOA	15,421.07	26,291.07
2020 811 SHERIFF TREASURY FORFEITURE	FIN CLEAR		TDOA		
2020 812 CONSTABLE PCT #1 FORFEITURE	FIN CLEAR	500.00	TDOA		500.00
2020 813 VOICES - JUV CJD GRANT	FIN CLEAR	5,135.13			5,135.13
2020 814 LOCAL TRUANCY PREVENTION & DRIN	FIN CLEAR	1,497.52	TDOA		1,497.52
2020 815 COVID-19	FIN CLEAR	5,577.97	TDOA		5,577.97
TOTAL		1,180,352.90		15,769,259.11	16,949,612.01

CHECK ACCOUNT

ACCOUNT BALANCE - FIN CLEAR	484,324.58
ACCOUNT BALANCE - CTY JURY	3,349.00
ACCOUNT BALANCE - ESCROW #1	3,103.85
ACCOUNT BALANCE - ESCROW #2	2,679.84
ACCOUNT BALANCE - ESCROW #3	1,171.90
ACCOUNT BALANCE - ESCROW #4	7,447.42
ACCOUNT BALANCE - ESCROW #8	520.58
ACCOUNT BALANCE - ESCROW #10	29,029.57
ACCOUNT BALANCE - ESCROW #11	652.04
ACCOUNT BALANCE - ESCROW #12	11,531.76
ACCOUNT BALANCE - ESCROW #16	2,954.16
ACCOUNT BALANCE - ESCROW #17	7,192.36
ACCOUNT BALANCE - ESCROW #21	6,405.22
ACCOUNT BALANCE - ESCROW #22	2,307.89
ACCOUNT BALANCE - ESCROW #23	8,141.28
ACCOUNT BALANCE - ESCROW #26	1,000.73
ACCOUNT BALANCE - ESCROW #27	2,924.64
ACCOUNT BALANCE - ESCROW #28	2,712.22
ACCOUNT BALANCE - ESCROW #30	537.71
ACCOUNT BALANCE - ESCROW #33	3,652.70
ACCOUNT BALANCE - ESCROW #34	9,654.13
ACCOUNT BALANCE - ESCROW #35	202.76
ACCOUNT BALANCE - ESCROW #36	3,130.81
ACCOUNT BALANCE - ESCROW #39	1,480.33
ACCOUNT BALANCE - ESCROW #45	1,683.67
ACCOUNT BALANCE - ESCROW #69	5,035.24
ACCOUNT BALANCE - ESCROW #84	640.10
ACCOUNT BALANCE - ESCROW #86	782.16
ACCOUNT BALANCE - DEBT CL	382,064.43
ACCOUNT BALANCE - PAYCLEAR	194,039.82

TOTAL 1,180,352.90

TDOA ACCOUNT

ACCOUNT BALANCE - TDOA	15,137,200.92
ACCOUNT BALANCE - MBIA	632,058.19

TOTAL 15,769,259.11

FUND NAME	**** MONTH TO DATE **** REVENUES	DATE	**** YEAR TO DATE **** REVENUES	DATE
2020 GENERAL FUND	628,650.02	905,446.61	11,469,345.15	6,724,051.30
2020 RESERVE FUNDS	.00	.00	.00	.00
2020 SHERIFF CHAPTER 59 FORFEITURE	4.24	.00	120.47	.00
2020 DA FORFEITURE FUND	.00	.00	.00	.00
2020 BUILDING SECURITY FUND	8,519.57	5,335.75	36,420.32	34,009.55
2020 JUSTICE COURT BLDG SECURITY	331.05	124.00	1,699.94	1,974.06
2020 DA FORFEITURE FUND	.00	.00	.00	.00
2020 ROAD & BRIDGE - PCT. 1	47,371.97	85,450.85	1,533,388.20	917,717.64
2020 ROAD & BRIDGE - PCT. 2	51,828.63	65,561.10	1,764,845.57	664,014.25
2020 ROAD & BRIDGE - PCT. 3	62,710.09	58,982.61	1,642,865.88	772,115.35
2020 ROAD & BRIDGE - PCT. 4	40,365.28	45,858.58	1,414,042.52	688,027.57
2020 ROAD & BRIDGE - GEN	4,718.70	3,779.50	33,036.49	26,257.27
2020 VICTIM COORDINATOR GRANT	9,764.25	4,428.33	28,958.78	33,387.11
2020 DA FORFEITURE FUND II	517.82	1,027.59	10,965.47	8,788.92
2020 CONSTABLE PCT #4 SEIZURE	2.20	.00	47.79	.00
2020 COUNTY LAW LIBRARY FUND	6,270.26	2,156.78	16,931.17	11,911.93
2020 COUNTY FREE LIBRARY	10,500.00	7,898.95	76,744.35	61,006.76
2020 COMMUNITY LIBRARY CONTRIBUTION	.00	.00	.00	.00
2020 DIGITIZE RECORDS	2,289.65	.00	6,238.31	.00
2020 SUPPLEMENTAL GUARDIANSHIP	852.91	.00	1,774.90	.00
2020 COUNTY CHILD ABUSE PREVENTION	357.02	.00	994.39	.00
2020 COUNTY SPECIALTY COURT ACCOUNT	296.62	.00	396.62	.00
2020 COUNTY & DISTRICT TECH FUND	262.22	.00	700.35	1,908.04
2020 CAPITALCREDITSECONOMICDEVELOP	116.78	.00	2,709.68	34,000.00
2020 DISTRICT CLERK TECHNOLOGY FUND	1,270.13	.00	4,394.48	.00
2020 CHAPTER 19	.00	.00	.00	.00

FUND NAME	***** MONTH TO DATE ***** REVENUES	***** MONTH TO DATE ***** EXPENSES	***** YEAR TO DATE ***** REVENUES	***** YEAR TO DATE ***** EXPENSES
2020 COUNTY RECORDS FUND	3,035.39	350.00	9,522.08	1,460.00
2020 COUNTY CLERK RECORDS FUND	29,850.22	5,566.52	57,509.86	15,481.34
2020 DISTRICT CLERK RECORDS FUND	731.73	.00	2,470.92	.00
2020 COUNTY CLERK ARCHIVE	29,753.83	.00	58,773.93	.00
2020 PERMANENT IMPROVEMENT FUND	30.63	17,670.00	100,687.79	98,774.23
2020 RIGHT-OF-WAY FUND	.00	.00	.00	.00
2020 TAX ANTICIPATION NOTES	.00	.00	.00	.00
2020 DEBT SERVICE FUND	31,105.25	548,498.00	1,135,436.63	1,016,420.20
2020 VZC INDIGENT HEALTH PROGRAM	20,546.98	19,234.74	93,046.96	74,156.55
2020 SOIL CONSERVATION DIST FUND	25.99	.00	6,564.15	6,074.80
2020 APPELLATE JUSTICE SYSTEM FUND	890.00	1,685.00	2,340.00	2,830.00
2020 PAYROLL CLEARING ACCOUNT.	.00	.00	.00	.00
2020 GEN FIXED ASSETS ACCOUNT GRP	.00	.00	.00	.00
2020 LONG TERM DEBT GROUP	.00	.00	.00	.00
2020 VAN ZANDT COUNTY JAIL	224,853.90	232,002.73	1,533,664.94	1,304,130.46
2020 VAN ZANDT COUNTY SHERIFF DEPT	218,443.89	201,359.59	1,528,138.41	1,371,281.84
2020 SOLID WASTE GRANT	.00	.00	.00	.00
2020 FRUITVALE 2011 TXCDBG 710056	.00	.00	.00	.00
2020 BENWHEELERMSC 7134891131115	.00	.00	.00	.00
2020 LITTLEHOPEMOOREMSC713026081315	.00	.00	.00	.00
2020 PRETRIAL SUPERVISION	1,330.46	3,425.82	23,789.91	27,268.96
2020 COMMUNITY SUP & CORRECTIONS	21,242.97	40,715.44	388,900.86	349,816.49
2020 ADULT PROBATION CIVIL	992.02	989.24	17,679.45	9,167.14
2020 HIGH RISK SUBSTANCE ABUSE -CCP	.00	3,777.72	33,310.69	30,096.51
2020 HIGH RISK SEX OFFENDER -CCP	.00	4,419.12	37,629.71	35,218.97
2020 GRANT C COMMIT REDUCTION PROG	5,045.00	4,870.44	45,410.00	37,863.86

COMBINED STATEMENT OF REVENUES AND EXPENSES FOR APRIL

THRU APRIL

FUND NAME	***** MONTH TO DATE *****		***** YEAR TO DATE *****	
	REVENUES	EXPENSES	REVENUES	EXPENSES
2020 JUVENILE PROBATION FUND	57,716.00	37,490.39	369,309.90	325,065.06
2020 VZCJPD STATE AID GRANT	55,584.75	45,589.07	305,978.23	241,465.20
2020 VZCJPD - GRANT N	7,497.00	5,924.15	72,430.00	58,396.54
2020 D A SUPPLEMENTAL FUND	.03	2,015.12	7,500.66	13,336.19
2020 VOICES - JUV CJD GRANT	.00	.00	12,672.11	4,223.68
2020 ETCOG RESIDENTIAL	.00	.00	3,096.51	3,030.48
2020 JUVENILE PROBATION INTEREST	10.99	.00	74.72	.00
2020 REGIONAL SERVICE ENHANCEMENT	6,966.08	6,834.22	62,694.74	25,449.33
2020 GRANT S	4,273.00	3,675.32	38,456.00	31,152.70
2020 MENTAL IMPAIRMENT CASELOAD	.00	3,722.43	25,854.00	9,323.44
2020 INDIGENT DEFENSE GRANT	.00	3,782.99	177.99	26,559.52
2020 FIRE MARSHAL	59,458.26	12,087.60	116,233.68	216,999.69
2020 TECHNOLOGY RESOURCES	.00	.00	.00	.00
2020 HAVA ELECTION GRANT	.00	.00	.00	.00
2020 GOLDEN WATER SUPPLY CORP	.00	.00	.00	.00
2020 D.A. CHECK COLLECTION FUND	13.82	244.55	820.08	1,693.94
2020 CONSTABLE #1 TLEOSE FUND	.00	.00	685.17	.00
2020 CONSTABLE #2 TLEOSE FUND	.00	.00	963.92	.00
2020 CONSTABLE #3 TLEOSE FUND	.00	.00	.00	.00
2020 CONSTABLE #4 TLEOSE FUND	.00	.00	685.17	.00
2020 SHERIFF TLEOSE FUND	.00	1,327.30-	4,740.48	3,130.06
2020 DA TLEOSE FUND	.00	.00	677.17	.00
2020 JUSTICE COURT TECHNOLOGY FUND	1,214.03	245.00	6,699.31	12,314.77
2020 CONTRIBUTION RELIEF FUND	.00	.00	.00	.00
2020 VETERAN'S MEMORIAL WALL FUND	.00	.00	.00	.00
2020 HISTORICAL COMMISSION	1.97	.00	2,076.64	2,138.47

FUND NAME	***** MONTH TO DATE ***** REVENUES	***** MONTH TO DATE ***** EXPENSES	***** YEAR TO DATE ***** REVENUES	***** YEAR TO DATE ***** EXPENSES
2020 VAN TORNADO-ASSISTANCE	.00	.00	.00	.00
2020 FEMA - DEC 2015 STORM	.00	.00	.00	.00
2020 FEMA APRIL 2016 STORM	.00	.00	.00	.00
2020 HAZARD MITIGATION GRANT	.00	11,400.00	10,989.76	15,287.00
2020 COURTHOUSE PLANNING GRANT	.00	.00	63,535.92	211,786.40
2020 PRETRIAL INTERVENTION PROGRAM	18.68	452.61	10,317.58	4,015.10
2020 SHERIFF JUSTICE FORFEITURE FUN	5.78	.00	125.52	.00
2020 SHERIFF TREASURY FORFEITURE FU	.00	.00	.00	.00
2020 CONSTABLE PCT #1 FORFEITURE FU	.00	.00	.00	.00
2020 VOICES - JUV CJD GRANT	10,545.59	3,821.20	20,207.94	24,029.14
2020 LOCAL TRUANCY PREVENTION & DIV	718.37	.00	1,497.52	.00
2020 COVID-19	.00	5,558.56	.00	5,884.58
TOTAL	1,668,902.02	2,412,130.92	24,259,997.84	15,594,492.39

ACCOUNT NAME	BEGINNING CASH BALANCE	CASH RECEIPTS	CASH DISBURSEMENTS	ENDING CASH BALANCE
2020 010 GENERAL FUND				
COINS	1.00			1.00
CASH	96,986.54	1,927,150.06	1,756,026.53	268,110.07
RETURNED CHECK FEES	.00	.00	.00	.00
AMERICAN NATIONAL CASH	.00	.00	.00	.00
VZC JURY CASH CLEARING	3,349.00	.00	.00	3,349.00
VZC CHECKING DEBT SERVICE	.00	.00	.00	.00
PETTY CASH COLLECTION-PCT. 1	100.00	.00	.00	100.00
PETTY CASH-CITY CLERK	500.00	.00	.00	500.00
PETTY CASH-DIST CLERK	400.00	.00	.00	400.00
COUNTY COURT JURY CASH	.00	.00	.00	.00
DISTRICT COURT JURY CASH	.00	.00	.00	.00
PETTY CASH-JP #1	200.00	.00	.00	200.00
PETTY CASH-JP #2	200.00	.00	.00	200.00
PETTY CASH - JP#4	200.00	.00	.00	200.00
PETTY CASH-SHERIFF	3,300.00	.00	.00	3,300.00
PETTY CASH-TAX COLLECTOR	.00	.00	.00	.00
PETTY CASH - TAX COLL (BOAT)	.00	.00	.00	.00
PETTY CASH-TAX (BOAT CK ACCT)	2.70	.00	.00	2.70
TIME DEPOSIT ON ACCOUNT	7,676,624.80	2,981.97	1,055,000.00	6,624,606.77
MBIA MUNICIPAL INVESTORS SERV	1,337.58	1.21	.00	1,338.79
FUND TOTALS	7,783,201.62	1,930,133.24	2,811,026.53	6,902,308.33
2020 012 RESERVE FUNDS				
CASH	.00	.00	.00	.00
TIME DEPOSIT ON ACCOUNT	.00	.00	.00	.00
MBIA MUNICIPAL INVESTORS SERV	.00	.00	.00	.00
FUND TOTALS	.00	.00	.00	.00
2020 015 SHERIFF CHAPTER 59 FORFEITURE				
CASH	86.74	.00	.00	86.74
AMERICAN NATIONAL CASH	.00	.00	.00	.00
CASH-OTHER	.00	.00	.00	.00
TIME DEPOSIT ON ACCOUNT	11,332.59	4.24	.00	11,336.83
MBIA MUNICIPAL INVESTORS SERV	.00	.00	.00	.00
FUND TOTALS	11,419.33	4.24	.00	11,423.57
2020 016 DA FORFEITURE FUND				
CASH	.00	.00	.00	.00
D. A. ESCROW/BART ROGERS	3,103.60	.25	.00	3,103.85
D. A. ESCROW/SOLITZ	2,679.62	.22	.00	2,679.84
D. A. ESCROW/CALE	1,171.75	.15	.00	1,171.90
D. A. ESCROW/RODRIGUEZ	7,446.81	.61	.00	7,447.42
D. A. ESCROW	.00	.00	.00	.00
D. A. ESCROW	.00	.00	.00	.00
D. A. ESCROW	.00	.00	.00	.00
D. A. ESCROW	.00	.00	.00	.00
D. A. ESCROW	520.54	.04	.00	520.58
D. A. ESCROW	.00	.00	.00	.00
D. A. ESCROW	29,027.18	2.39	.00	29,029.57
D. A. ESCROW/SAYULLO	651.98	.06	.00	652.04
D. A. ESCROW/ASHFRD, BRCHR, ALEX	11,530.81	.95	.00	11,531.76
D. A. ESCROW	.00	.00	.00	.00
D. A. ESCROW	.00	.00	.00	.00
D. A. ESCROW	.00	.00	.00	.00
D. A. ESCROW	.00	.00	.00	.00
D. A. ESCROW/K. TURNER	7,191.77	.59	.00	7,192.36

ACCOUNT NAME	BEGINNING CASH BALANCE	CASH RECEIPTS	CASH DISBURSEMENTS	ENDING CASH BALANCE
2020 021 ROAD & BRIDGE - PCT. 1	84,883.76	47,003.88	150,609.74	18,722.10
CASH	959,322.95	25,368.09	.00	984,691.04
TIME DEPOSIT ON ACCOUNT				3.66
MBIA MUNICIPAL INVESTORS				965,972.60
FUND TOTALS	1,044,210.37	72,371.97	150,609.74	965,972.60
2020 022 ROAD & BRIDGE - PCT. 2	64,634.10	51,584.33	134,364.83	18,146.40
CASH	1,547,301.83	25,588.81	.00	1,572,890.64
TIME DEPOSIT ON ACCOUNT	319,401.86	77,287.99	.00	319,689.85
MBIA MUNICIPAL INVESTORS				1,874,434.09
FUND TOTALS	1,931,337.79	77,461.13	134,364.83	1,874,434.09
2020 023 ROAD & BRIDGE - PCT. 3	10,027.18	112,149.80	117,262.76	4,914.22
CASH	1,521,352.84	25,560.29	50,000.00	1,496,913.13
TIME DEPOSIT ON ACCOUNT				.65
MBIA MUNICIPAL INVESTORS				1,501,828.00
FUND TOTALS	1,531,380.67	137,710.09	167,262.76	1,501,828.00
2020 024 ROAD & BRIDGE - PCT. 4	42,515.00	39,991.41	78,388.00	4,118.41
CASH	1,125,492.58	422.49	.00	1,125,915.07
TIME DEPOSIT ON ACCOUNT	365.14			365.47
MBIA MUNICIPAL INVESTORS				1,130,398.95
FUND TOTALS	1,168,372.72	40,414.23	78,388.00	1,130,398.95
2020 026 ROAD & BRIDGE - GEN	7,461.34	4,718.32	5,877.49	6,302.17
CASH	1,020.19	.38	.00	1,020.57
TIME DEPOSIT ON ACCOUNT	.00			.00
MBIA MUNICIPAL INVESTORS				7,322.74
FUND TOTALS	8,481.53	4,718.70	5,877.49	7,322.74
2020 035 VICTIM COORDINATOR GRANT	8,391.17	9,764.25	6,886.59	5,513.51
CASH	.00	.00	.00	.00
TIME DEPOSIT ON ACCOUNT	.00			.00
MBIA MUNICIPAL INVESTORS				5,513.51
FUND TOTALS	8,391.17	9,764.25	6,886.59	5,513.51
2020 036 DA FORFEITURE FUND II	7,954.18	516.99	1,467.52	7,003.65
CASH	2,219.81	.83	.00	2,220.64
TIME DEPOSIT ON ACCOUNT	.00			.00
MBIA MUNICIPAL INVESTORS				9,224.29
FUND TOTALS	10,173.99	517.82	1,467.52	9,224.29
2020 037 CONSTABLE PCT #4 SEIZURE	760.89	.00	.00	760.89
CASH	5,875.24	2.20	.00	5,877.44
TIME DEPOSIT ON ACCOUNT	.00			.00
MBIA MUNICIPAL INVESTORS				6,638.33
FUND TOTALS	6,636.13	2.20	.00	6,638.33
2020 040 COUNTY LAW LIBRARY FUND	3,849.90	6,246.00	2,687.03	7,408.87
CASH				

ACCOUNT NAME	BEGINNING CASH BALANCE	CASH RECEIPTS	CASH DISBURSEMENTS	ENDING CASH BALANCE
2020 042 COUNTY FREE LIBRARY	19,240.06	10,500.00	12,487.71	17,252.35
CASH	.00	.00	.00	.00
TIME DEPOSIT ON ACCOUNT	.00	.00	.00	.00
MBIA MUNICIPAL INVESTORS SERV	.00	.00	.00	.00
FUND TOTALS	19,240.06	10,500.00	12,487.71	17,252.35
2020 043 COMMUNITY LIBRARY CONTRIBUTION	.00	.00	.00	.00
CASH	.00	.00	.00	.00
TIME DEPOSIT ON ACCOUNT	.00	.00	.00	.00
MBIA MUNICIPAL INVESTORS SERV	.00	.00	.00	.00
FUND TOTALS	.00	.00	.00	.00
2020 047 DIGITIZE RECORDS	2,588.80	2,256.69	.00	4,845.49
CASH	87,825.20	32.96	.00	87,858.16
TIME DEPOSIT ON ACCOUNT	.00	.00	.00	.00
MBIA	.00	.00	.00	.00
FUND TOTALS	90,414.00	2,289.65	.00	92,703.65
2020 048 SUPPLEMENTAL GUARDIANSHIP	517.22	840.00	.00	1,357.22
CASH	34,412.66	12.91	.00	34,425.57
TEXPOOL	34,929.88	852.91	.00	35,782.79
FUND TOTALS	517.22	840.00	.00	1,357.22
2020 049 COUNTY CHILD ABUSE PREVENTION	1,300.78	353.92	.00	1,654.70
CASH	8,272.72	3.10	.00	8,275.82
TIME DEPOSIT ON ACCOUNT	9,573.50	357.02	.00	9,930.52
FUND TOTALS	1,300.78	353.92	.00	1,654.70
2020 050 COUNTY SPECIALTY COURT ACCOUNT	100.00	296.62	.00	396.62
CASH	.03	.00	.00	.03
TIME DEPOSIT ON ACCOUNT	.00	.00	.00	.00
MBIA MUNICIPAL INVESTORS SERV	.00	.00	.00	.00
FUND TOTALS	100.03	296.62	.00	396.65
2020 052 COUNTY & DISTRICT TECH FUND	83.30	260.36	.00	343.66
CASH	4,983.27	1.86	.00	4,985.13
TIME DEPOSIT ON ACCOUNT	.00	.00	.00	.00
MBIA	.00	.00	.00	.00
FUND TOTALS	5,066.57	262.22	.00	5,328.79
2020 053 CAPITALCREDITSECONOMICDEVELOP	507.53	.00	.00	507.53
CASH	311,129.75	116.78	.00	311,246.53
TIME DEPOSIT ON ACCOUNT	311,637.28	116.78	.00	311,754.06
FUND TOTALS	507.53	.00	.00	507.53
2020 054 DISTRICT CLERK TECHNOLOGY FUND	1,701.24	1,260.00	.00	2,961.24
CASH	26,999.57	10.13	.00	27,009.70
TIME DEPOSIT ON ACCOUNT	.00	.00	.00	.00
MBIA MUNICIPAL INVESTORS SERV	.00	.00	.00	.00
FUND TOTALS	28,700.81	1,270.13	.00	29,970.94
2020 055 CHAPTER 19	.00	.00	.00	.00

ACCOUNT NAME	BEGINNING CASH BALANCE	CASH RECEIPTS	CASH DISBURSEMENTS	ENDING CASH BALANCE
2020 056 COUNTY RECORDS FUND				
CASH	5,196.86	2,984.00	525.00-	7,655.86
TIME DEPOSIT ON ACCOUNT	136,907.91	51.39	.00	136,959.30
MBIA MUNICIPAL INVESTORS SERV	.00	.00	.00	.00
FUND TOTALS	142,104.77	3,035.39	525.00-	144,615.16
2020 057 COUNTY CLERK RECORDS FUND				
CASH	1,588.12	34,784.95	5,566.52-	30,806.55
TIME DEPOSIT ON ACCOUNT	176,650.65	65.27	5,000.00-	171,715.92
MBIA MUNICIPAL INVESTORS SERV	.00	.00	.00	.00
FUND TOTALS	178,238.77	34,850.22	10,566.52-	202,522.47
2020 058 DISTRICT CLERK RECORDS FUND				
CASH	3,943.53	729.70	.00	4,673.23
TIME DEPOSIT ON ACCOUNT	5,423.52	2.03	.00	5,425.55
FUND TOTALS	9,367.05	731.73	.00	10,098.78
2020 059 COUNTY CLERK ARCHIVE				
CASH	11,432.91	29,616.00	.00	41,048.91
TIME DEPOSIT ON ACCOUNT	367,188.77	137.83	.00	367,326.60
FUND TOTALS	378,621.68	29,753.83	.00	408,375.51
2020 070 PERMANENT IMPROVEMENT FUND				
CASH	14,973.62	5,000.00	17,670.00-	2,303.62
TIME DEPOSIT ON ACCOUNT	84,357.16	30.63	5,000.00-	79,387.79
MBIA MUNICIPAL INVESTORS SERV	.00	.00	.00	.00
FUND TOTALS	99,330.78	5,030.63	22,670.00-	81,691.41
2020 075 RIGHT-OF-WAY FUND				
CASH	.00	.00	.00	.00
TIME DEPOSIT ON ACCOUNT	.00	.00	.00	.00
MBIA MUNICIPAL INVESTORS SERV	.00	.00	.00	.00
FUND TOTALS	.00	.00	.00	.00
2020 084 TAX ANTICIPATION NOTES				
CASH	.00	.00	.00	.00
TIME DEPOSIT ON ACCOUNT	.00	.00	.00	.00
MBIA	.00	.00	.00	.00
FUND TOTALS	.00	.00	.00	.00
2020 085 DEBT SERVICE FUND				
CASH	899,457.18	579,583.25	1,096,976.00-	382,064.43
TIME DEPOSIT ON ACCOUNT	.00	.00	.00	.00
MBIA MUNICIPAL INVESTORS SERV	.00	.00	.00	.00
FUND TOTALS	899,457.18	579,583.25	1,096,976.00-	382,064.43
2020 087 VZC INDIGENT HEALTH PROGRAM				
CASH	19,358.88	20,629.18	22,915.74-	17,072.32
TIME DEPOSIT ON ACCOUNT	139,192.06	.00	.00	139,192.06
MBIA MUNICIPAL INVESTORS SERV	.00	.00	.00	.00
FUND TOTALS	158,550.94	20,629.18	22,915.74-	156,264.38
2020 088 SOIL CONSERVATION DIST FUND				
CASH	8,667.21	.00	.00	8,667.21

ACCOUNT NAME	BEGINNING CASH BALANCE	CASH RECEIPTS	CASH DISBURSEMENTS	ENDING CASH BALANCE
2020 090 APPELLATE JUSTICE SYSTEM FUND	725.35	890.00	1,685.00-	69.65-
CASH	.00	.00	.00	.00
TIME DEPOSIT ON ACCOUNT	.00	.00	.00	.00
MBIA MUNICIPAL INVESTORS SERV	.00	.00	.00	.00
FUND TOTALS	725.35	890.00	1,685.00-	69.65-
2020 095 PAYROLL CLEARING ACCOUNT.	194,039.82	.00	.00	194,039.82
CASH	.00	.00	.00	.00
MBIA MUNICIPAL INVESTORS SERV	.00	.00	.00	.00
FUND TOTALS	194,039.82	.00	.00	194,039.82
2020 096 GEN FIXED ASSETS ACCOUNT GRP	.00	.00	.00	.00
MBIA MUNICIPAL INVESTORS SERV	.00	.00	.00	.00
FUND TOTALS	.00	.00	.00	.00
2020 097 LONG TERM DEBT GROUP	.00	.00	.00	.00
MBIA MUNICIPAL INVESTORS SERV	.00	.00	.00	.00
FUND TOTALS	.00	.00	.00	.00
2020 131 VAN ZANDT COUNTY JAIL	38,619.08	325,542.65	417,530.24-	53,368.51-
CASH	.00	.00	.00	.00
MEDICARE PAYABLE	.00	.00	.00	.00
VOUCHERS PAYABLE	.00	.00	.00	.00
TIME DEPOSIT ON ACCOUNT	523,500.00	100,000.00	100,000.00-	523,500.00
MBIA MUNICIPAL INVESTORS SERV	.00	.00	.00	.00
FUND TOTALS	562,119.08	425,542.65	517,530.24-	470,131.49
2020 132 VAN ZANDT COUNTY SHERIFF DEPT	36,745.78	318,488.50	381,435.04-	26,200.76-
CASH	.00	.00	.00	.00
TIME DEPOSIT ON ACCOUNT	387,000.00	100,000.00	100,000.00-	387,000.00
MBIA MUNICIPAL INVESTORS SERV	.00	.00	.00	.00
FUND TOTALS	423,745.78	418,488.50	481,435.04-	360,799.24
2020 145 SOLID WASTE GRANT	203.03	.00	.00	203.03
CASH	.00	.00	.00	.00
TIME DEPOSIT ON ACCOUNT	.00	.00	.00	.00
FUND TOTALS	203.03	.00	.00	203.03
2020 400 FRUITVALE 2011 TXCDBG 710056	.00	.00	.00	.00
CASH	.00	.00	.00	.00
WATER GRANT CASH	.00	.00	.00	.00
FUND TOTALS	.00	.00	.00	.00
2020 401 BENWHEELERWSC 71348911131115	.00	.00	.00	.00
FUND TOTALS	.00	.00	.00	.00
2020 402 LITTLEHOPEMOOREWSC7130260813115	.00	.00	.00	.00
CASH	.00	.00	.00	.00
WATER GRANT CASH	.00	.00	.00	.00
FUND TOTALS	.00	.00	.00	.00
2020 540 PRETRIAL SUPERVISION	3,558.09	1,280.00	4,786.17-	51.92
CASH				

ACCOUNT NAME	BEGINNING CASH BALANCE	CASH RECEIPTS	CASH DISBURSEMENTS	ENDING CASH BALANCE
2020 541 COMMUNITY SUP & CORRECTIONS	55,934.76	21,128.80	57,642.64	19,420.92
CASH	100.00	.00	.00	100.00
PEITY CASH	370,750.76	139.17	.00	370,889.93
TIME DEPOSIT ON ACCOUNT	.00	.00	.00	.00
MBIA MUNICIPAL INVESTORS SERV	.00	.00	.00	.00
FUND TOTALS	426,785.52	21,267.97	57,642.64	390,410.85
2020 542 ADULT PROBATION CIVIL	7,510.52	693.00	1,545.03	6,658.49
CASH	51,076.14	19.17	.00	51,095.31
TD0A	310,379.92	279.85	.00	310,659.77
MBIA	368,966.58	992.02	1,545.03	368,413.57
FUND TOTALS	7,615.44	.00	5,780.01	1,835.43
2020 543 HIGH RISK SUBSTANCE ABUSE -CCP	7,615.44	.00	5,780.01	1,835.43
CASH	.00	.00	.00	.00
TIME DEPOSIT ON ACCOUNT	.00	.00	.00	.00
MBIA MUNICIPAL INVESTORS SERV	.00	.00	.00	.00
FUND TOTALS	7,615.44	.00	5,780.01	1,835.43
2020 544 HIGH RISK SEX OFFENDER -CCP	7,466.86	.00	6,735.95	730.91
CASH	.00	.00	.00	.00
TIME DEPOSIT ON ACCOUNT	.00	.00	.00	.00
MBIA MUNICIPAL INVESTORS SERV	.00	.00	.00	.00
FUND TOTALS	7,466.86	.00	6,735.95	730.91
2020 545 GRANT C COMMIT REDUCTION PROG	8,316.34	5,045.00	7,518.24	5,843.10
CASH	8,316.34	5,045.00	7,518.24	5,843.10
FUND TOTALS	8,316.34	5,045.00	7,518.24	5,843.10
2020 546 JUVENILE PROBATION FUND	65,137.46	57,723.56	50,908.31	71,952.71
CASH	.00	.00	.00	.00
TIME DEPOSIT ON ACCOUNT	.00	.00	.00	.00
MBIA MUNICIPAL INVESTORS SERV	.00	.00	.00	.00
FUND TOTALS	65,137.46	57,723.56	50,908.31	71,952.71
2020 547 VZCJPD STATE AID GRANT	46,973.01	47,404.88	49,802.49	44,575.40
CASH	.00	.00	.00	.00
TIME DEPOSIT ON ACCOUNT	.00	.00	.00	.00
MBIA MUNICIPAL INVESTORS SERV	.00	.00	.00	.00
FUND TOTALS	46,973.01	47,404.88	49,802.49	44,575.40
2020 549 VZCJPD - GRANT N	17,253.98	7,497.00	7,560.21	17,190.77
CASH	.00	.00	.00	.00
TIME DEPOSIT ON ACCOUNT	.00	.00	.00	.00
MBIA MUNICIPAL INVESTORS SERV	.00	.00	.00	.00
FUND TOTALS	17,253.98	7,497.00	7,560.21	17,190.77
2020 550 D A SUPPLEMENTAL FUND	2,299.38	.00	3,147.85	848.47
CASH	92.21	.03	.00	92.24
TIME DEPOSIT ON ACCOUNT	.00	.00	.00	.00
MBIA MUNICIPAL INVESTORS SERV	.00	.03	3,147.85	756.23
FUND TOTALS	2,391.59	.03	3,147.85	848.47
2020 551 VOICES - JUV CJD GRANT	2,185.03	.00	.00	2,185.03
VOICES - CJD JUV GRANT	2,185.03	.00	.00	2,185.03

ACCOUNT NAME	BEGINNING CASH BALANCE	CASH RECEIPTS	CASH DISBURSEMENTS	ENDING CASH BALANCE
2020 552 ETCCG RESIDENTIAL	2,185.03-	.00	.00	2,185.03-
CASH	1,411.00-	.00	.00	1,411.00-
FUND TOTALS	1,411.00-	.00	.00	1,411.00-
2020 555 JUVENILE PROBATION INTEREST	80.52	2.04	.00	82.56
CASH	23,863.30	8.95	.00	23,872.25
TIME DEPOSIT ON ACCOUNT	.00	.00	.00	.00
MBIA MUNICIPAL INVESTORS SERV	23,943.82	10.95	.00	23,954.81
FUND TOTALS	23,943.82	10.95	.00	23,954.81
2020 556 REGIONAL SERVICE ENHANCEMENT	37,454.08	6,966.08	8,923.13-	35,497.03
CASH	37,454.08	6,966.08	8,923.13-	35,497.03
FUND TOTALS	37,454.08	6,966.08	8,923.13-	35,497.03
2020 558 GRANT S	6,954.59	4,273.00	3,488.69-	7,738.90
CASH	6,954.59	4,273.00	3,488.69-	7,738.90
FUND TOTALS	6,954.59	4,273.00	3,488.69-	7,738.90
2020 559 MENTAL IMPAIRMENT CASELOAD	20,514.59	.00	5,448.15-	15,066.44
CASH	20,514.59	.00	5,448.15-	15,066.44
TIME DEPOSIT ON ACCOUNT	.00	.00	.00	.00
MBIA MUNICIPAL INVESTORS SERV	20,514.59	.00	5,448.15-	15,066.44
FUND TOTALS	20,514.59	.00	5,448.15-	15,066.44
2020 565 INDIGENT DEFENSE GRANT	6,281.22	.00	5,889.00-	392.22
CASH	25,620.54	.00	5,889.00-	25,620.54
TIME DEPOSIT ON ACCOUNT	31,901.76	.00	5,889.00-	26,012.76
FUND TOTALS	31,901.76	.00	5,889.00-	26,012.76
2020 567 FIRE MARSHAL	681.72	69,410.00	18,126.86-	51,964.86
CASH	137,098.06	48.26	10,000.00-	127,146.32
TDCA	137,779.78	69,458.26	28,126.86-	179,111.18
FUND TOTALS	137,779.78	69,458.26	28,126.86-	179,111.18
2020 568 TECHNOLOGY RESOURCES	.00	.00	.00	.00
CASH	.00	.00	.00	.00
TIME DEPOSIT ON ACCOUNT	.00	.00	.00	.00
FUND TOTALS	.00	.00	.00	.00
2020 569 HAVA ELECTION GRANT	15,359.98	.00	.00	15,359.98
CASH	15,359.98	.00	.00	15,359.98
FUND TOTALS	15,359.98	.00	.00	15,359.98
2020 570 GOLDEN MAT				

ACCOUNT NAME	BEGINNING CASH BALANCE	CASH RECEIPTS	CASH DISBURSEMENTS	ENDING CASH BALANCE
2020 010 GENERAL FUND				
COINS	1.00	.00	.00	1.00
CASH	96,986.84	1,927,150.06	1,756,026.53	268,110.07
RETURNED CHECK FEES	.00	.00	.00	.00
AMERICAN NATIONAL CASH	.00	.00	.00	.00
VZC JURY CASH CLEARING	3,349.00	.00	.00	3,349.00
WZC CHECKING DEBT SERVICE	.00	.00	.00	.00
PETTY CASH COLLECTION-PCT. 1	100.00	.00	.00	100.00
PETTY CASH-CITY CLERK	500.00	.00	.00	500.00
PETTY CASH-DIST CLERK	400.00	.00	.00	400.00
COUNTY COURT JURY CASH	.00	.00	.00	.00
DISTRICT COURT JURY CASH	.00	.00	.00	.00
PETTY CASH-JP #1	200.00	.00	.00	200.00
PETTY CASH-JP #2	200.00	.00	.00	200.00
PETTY CASH - JP#4	200.00	.00	.00	200.00
PETTY CASH-SHERIFF	3,300.00	.00	.00	3,300.00
PETTY CASH-TAX COLLECTOR	.00	.00	.00	.00
PETTY CASH - TAX COLL (BOAT)	.00	.00	.00	.00
PETTY CASH-TAX (BOAT CR ACCT)	2.70	.00	.00	2.70
TIME DEPOSIT ON ACCOUNT	7,676,624.80	2,981.97	1,055,000.00	6,624,606.77
MBIA MUNICIPAL INVESTORS SERV	1,337.58	1.21	.00	1,338.79
FUND TOTALS	7,783,201.62	1,930,133.24	2,811,026.53	6,902,308.33
2020 012 RESERVE FUNDS				
CASH	.00	.00	.00	.00
TIME DEPOSIT ON ACCOUNT	.00	.00	.00	.00
MBIA MUNICIPAL INVESTORS SERV	.00	.00	.00	.00
FUND TOTALS	.00	.00	.00	.00
2020 015 SHERIFF CHAPTER 59 FORFEITURE				
CASH	86.74	.00	.00	86.74
AMERICAN NATIONAL CASH	.00	.00	.00	.00
CASH-OTHER	.00	.00	.00	.00
TIME DEPOSIT ON ACCOUNT	11,332.59	4.24	.00	11,336.83
MBIA MUNICIPAL INVESTORS SERV	.00	.00	.00	.00
FUND TOTALS	11,419.33	4.24	.00	11,423.57
2020 016 DA FORFEITURE FUND				
CASH	.00	.00	.00	.00
D. A. ESCROW/BART ROGERS	3,103.60	.25	.00	3,103.85
D. A. ESCROW/SOLIZ	2,679.52	.22	.00	2,679.84
D. A. ESCROW/CALE	1,171.75	.15	.00	1,171.90
D. A. ESCROW/RODRIGUEZ	7,446.81	.61	.00	7,447.42
D. A. ESCROW/	.00	.00	.00	.00
D. A. ESCROW/	.00	.00	.00	.00
D. A. ESCROW/	.00	.00	.00	.00
D. A. ESCROW/CAREN WHITE	520.54	.04	.00	520.58
D. A. ESCROW/	.00	.00	.00	.00
D. A. ESCROW/	.00	.00	.00	.00
D. A. ESCROW/SAVILLO	29,027.18	2.39	.00	29,029.57
D. A. ESCROW/ASHFRD, BRCHR, ALEX	651.98	.06	.00	652.04
D. A. ESCROW/	11,530.81	.95	.00	11,531.76
D. A. ESCROW/	.00	.00	.00	.00
D. A. ESCROW/	.00	.00	.00	.00
D. A. ESCROW/	.00	.00	.00	.00
D. A. ESCROW/K. TURNER	7,191.77	.59	.00	7,192.36

ACCOUNT NAME	BEGINNING CASH BALANCE	CASH RECEIPTS	CASH DISBURSEMENTS	ENDING CASH BALANCE
D. A. ESCROW/ROY A. PETERSON	1,536.98	.04	1,537.02	.00
D. A. ESCROW/	.00	.00	.00	.00
D. A. ESCROW/M. FLOURNOY	6,404.70	.52	.00	6,405.22
D. A. ESCROW/JERRY WHITE, JR.	2,307.61	.28	.00	2,307.89
D. A. ESCROW/NIPP	8,140.61	.67	.00	8,141.28
D. A. ESCROW/	.00	.00	.00	.00
D. A. ESCROW/DICKERSON	1,000.65	.08	.00	1,000.73
D. A. ESCROW/HEREDIA/GARCIA	2,924.40	.24	.00	2,924.64
D. A. ESCROW/DEWAYNE FRANKLIN	2,711.99	.23	.00	2,712.22
D. A. ESCROW/A. RIOS	537.65	.06	.00	537.71
D. A. ESCROW/	.00	.00	.00	.00
D. A. ESCROW/ALFARO	3,652.40	.30	.00	3,652.70
D. A. ESCROW/MCANALLY	9,653.34	.79	.00	9,654.13
D. A. ESCROW/DESARAE DAVIS	202.74	.02	.00	202.76
D. A. ESCROW/ROLAND PLATT	3,130.43	.38	.00	3,130.81
D. A. ESCROW/	.00	.00	.00	.00
D. A. ESCROW/RODNEY ROSS	1,480.15	.18	.00	1,480.33
D. A. ESCROW/	.00	.00	.00	.00
D. A. ESCROW/	.00	.00	.00	.00
D. A. ESCROW/	.00	.00	.00	.00
D. A. ESCROW/	.00	.00	.00	.00
D. A. ESCROW/	.00	.00	.00	.00
D. A. ESCROW/	.00	.00	.00	.00
D. A. ESCROW/	.00	.00	.00	.00
D. A. ESCROW/	.00	.00	.00	.00
D. A. ESCROW/	.00	.00	.00	.00
D. A. ESCROW/	.00	.00	.00	.00
D. A. ESCROW/	.00	.00	.00	.00
D. A. ESCROW/	.00	.00	.00	.00
D. A. ESCROW/	.00	.00	.00	.00
D. A. ESCROW/	.00	.00	.00	.00
D. A. ESCROW/	.00	.00	.00	.00
D. A. ESCROW/	.00	.00	.00	.00
D. A. ESCROW/	.00	.00	.00	.00
D. A. ESCROW/	.00	.00	.00	.00
D. A. ESCROW/JOHN H TUCKER	5,034.62	.62	.00	5,035.24
D. A. ESCROW/	.00	.00	.00	.00
D. A. ESCROW/	.00	.00	.00	.00
D. A. ESCROW/BILLINGTON	4,294.38	.49	.00	4,294.87
D. A. ESCROW/	.00	.00	.00	.00
D. A. ESCROW/	.00	.00	.00	.00

ACCOUNT NAME	BEGINNING CASH BALANCE	CASH RECEIPTS	CASH DISBURSEMENTS	ENDING CASH BALANCE
2020 021 ROAD & BRIDGE - PCT. 1				
CASH	84,883.76	47,003.88	150,609.74-	18,722.10-
TIME DEPOSIT ON ACCOUNT	959,322.95	25,368.09	.00	984,691.04
MBIA MUNICIPAL INVESTORS SERV	3,566	.00	.00	3,566
FUND TOTALS	1,044,210.57	72,371.97	150,609.74-	965,972.60
2020 022 ROAD & BRIDGE - PCT. 2				
CASH	64,634.10	51,584.33	134,364.83-	18,146.40-
TIME DEPOSIT ON ACCOUNT	1,547,301.83	25,588.81	.00	1,572,890.64
MBIA MUNICIPAL INVESTORS SERV	319,401.86	287.99	.00	319,689.85
FUND TOTALS	1,931,337.79	77,461.13	134,364.83-	1,874,434.09
2020 023 ROAD & BRIDGE - PCT. 3				
CASH	10,027.18	112,149.80	117,262.76-	4,914.22
TIME DEPOSIT ON ACCOUNT	1,521,352.84	25,560.29	50,000.00-	1,496,913.13
MBIA MUNICIPAL INVESTORS SERV	55	.00	.00	55
FUND TOTALS	1,531,380.67	137,710.09	167,262.76-	1,501,828.00
2020 024 ROAD & BRIDGE - PCT. 4				
CASH	42,515.00	39,991.41	78,388.00-	4,118.41
TIME DEPOSIT ON ACCOUNT	1,125,492.58	422.49	.00	1,125,915.07
MBIA MUNICIPAL INVESTORS SERV	365.14	.32	.00	365.47
FUND TOTALS	1,168,372.72	40,414.23	78,388.00-	1,130,398.95
2020 026 ROAD & BRIDGE - GEN				
CASH	7,461.34	4,718.32	5,877.49-	6,302.17
TIME DEPOSIT ON ACCOUNT	1,020.19	.38	.00	1,020.57
MBIA MUNICIPAL INVESTORS SERV	.00	.00	.00	.00
FUND TOTALS	8,481.53	4,718.70	5,877.49-	7,322.74
2020 035 VICTIM COORDINATOR GRANT				
CASH	8,391.17-	9,764.25	6,886.59-	5,513.51-
TIME DEPOSIT ON ACCOUNT	.00	.00	.00	.00
MBIA MUNICIPAL INVESTORS SERV	.00	.00	.00	.00
FUND TOTALS	8,391.17-	9,764.25	6,886.59-	5,513.51-
2020 036 DA FOREFEITURE FUND II				
CASH	7,954.18	516.99	1,467.52-	7,003.65
TIME DEPOSIT ON ACCOUNT	2,219.81	.83	.00	2,220.64
MBIA MUNICIPAL INVESTORS SERV	.00	.00	.00	.00
FUND TOTALS	10,173.99	517.82	1,467.52-	9,224.29
2020 037 CONSTABLE PCT #4 SEIZURE				
CASH	760.89	.00	.00	760.89
TIME DEPOSIT ON ACCOUNT	5,875.24	2.20	.00	5,877.44
MBIA MUNICIPAL INVESTORS SERV	.00	.00	.00	.00
FUND TOTALS	6,636.13	2.20	.00	6,638.33
2020 040 COUNTY LAW LIBRARY FUND				
CASH	3,849.90	6,246.00	2,687.03-	7,408.87

ACCOUNT NAME	BEGINNING CASH BALANCE	CASH RECEIPTS	CASH DISBURSEMENTS	ENDING CASH BALANCE
2020 042 COUNTY FREE LIBRARY	19,240.06	10,500.00	12,487.71	17,252.35
CASH	.00	.00	.00	.00
TIME DEPOSIT ON ACCOUNT	.00	.00	.00	.00
MBIA MUNICIPAL INVESTORS SERV	.00	.00	.00	.00
FUND TOTALS	19,240.06	10,500.00	12,487.71	17,252.35
2020 043 COMMUNITY LIBRARY CONTRIBUTION	.00	.00	.00	.00
CASH	.00	.00	.00	.00
TIME DEPOSIT ON ACCOUNT	.00	.00	.00	.00
MBIA MUNICIPAL INVESTORS SERV	.00	.00	.00	.00
FUND TOTALS	.00	.00	.00	.00
2020 047 DIGITIZE RECORDS	2,598.80	2,256.69	.00	4,845.49
CASH	87,825.20	32.96	.00	87,858.16
TIME DEPOSIT ON ACCOUNT	.00	.00	.00	.00
MBIA	.00	.00	.00	.00
FUND TOTALS	90,414.00	2,289.65	.00	92,703.65
2020 048 SUPPLEMENTAL GUARDIANSHIP	517.22	840.00	.00	1,357.22
CASH	34,412.66	12.91	.00	34,425.57
TEXPOOL	.00	.00	.00	.00
FUND TOTALS	34,929.88	852.91	.00	35,782.79
2020 049 COUNTY CHLD ABUSE PREVENTION	1,300.78	353.92	.00	1,654.70
CASH	8,272.72	3.10	.00	8,275.82
TIME DEPOSIT ON ACCOUNT	.00	.00	.00	.00
MBIA MUNICIPAL INVESTORS SERV	.00	.00	.00	.00
FUND TOTALS	9,573.50	357.02	.00	9,930.52
2020 050 COUNTY SPECIALTY COURT ACCOUNT	100.00	296.62	.00	396.62
CASH	.03	.00	.00	.03
TIME DEPOSIT ON ACCOUNT	.00	.00	.00	.00
MBIA MUNICIPAL INVESTORS SERV	.00	.00	.00	.00
FUND TOTALS	100.03	296.62	.00	396.65
2020 052 COUNTY & DISTRICT TECH FUND	83.30	260.36	.00	343.66
CASH	4,983.27	1.86	.00	4,985.13
TIME DEPOSIT ON ACCOUNT	.00	.00	.00	.00
MBIA	.00	.00	.00	.00
FUND TOTALS	5,066.57	262.22	.00	5,328.79
2020 053 CAPITALCREDITSECONOMI DEVELOP	507.53	.00	.00	507.53
CASH	311,129.75	116.78	.00	311,246.53
TIME DEPOSIT ON ACCOUNT	.00	.00	.00	.00
FUND TOTALS	311,637.28	116.78	.00	311,754.06
2020 054 DISTRICT CLERK TECHNOLOGY FUND	1,701.24	1,260.00	.00	2,961.24
CASH	26,999.57	10.13	.00	27,009.70
TIME DEPOSIT ON ACCOUNT	.00	.00	.00	.00
MBIA MUNICIPAL INVESTORS SERV	.00	.00	.00	.00
FUND TOTALS	28,700.81	1,270.13	.00	29,970.94
2020 055 CHAPTER 19	.00	.00	.00	.00

ACCOUNT NAME	BEGINNING CASH BALANCE	CASH RECEIPTS	CASH DISBURSEMENTS	ENDING CASH BALANCE
2020 056 COUNTY RECORDS FUND				
CASH	5,196.86	2,984.00	525.00-	7,655.86
TIME DEPOSIT ON ACCOUNT	136,907.91	51.39	.00	136,959.30
MBIA MUNICIPAL INVESTORS SERV	142,104.77	3,035.39	525.00-	144,615.16
FUND TOTALS				
2020 057 COUNTY CLERK RECORDS FUND				
CASH	1,588.12	34,784.95	5,566.52-	30,806.55
TIME DEPOSIT ON ACCOUNT	176,650.65	65.27	5,000.00-	171,715.92
MBIA MUNICIPAL INVESTORS SERV	178,238.77	34,850.22	10,566.52-	202,522.47
FUND TOTALS				
2020 058 DISTRICT CLERK RECORDS FUND				
CASH	3,943.53	729.70	.00	4,673.23
TIME DEPOSIT ON ACCOUNT	5,423.52	2.03	.00	5,425.55
MBIA MUNICIPAL INVESTORS SERV	9,367.05	731.73	.00	10,098.78
FUND TOTALS				
2020 059 COUNTY CLERK ARCHIVE				
CASH	11,432.91	29,616.00	.00	41,048.91
TIME DEPOSIT ON ACCOUNT	367,188.77	137.83	.00	367,326.60
MBIA MUNICIPAL INVESTORS SERV	378,621.68	29,753.83	.00	408,375.51
FUND TOTALS				
2020 070 PERMANENT IMPROVEMENT FUND				
CASH	14,973.62	5,000.00	17,670.00-	2,303.62
TIME DEPOSIT ON ACCOUNT	84,357.16	30.63	5,000.00-	79,387.79
MBIA MUNICIPAL INVESTORS SERV	99,330.78	5,030.63	22,670.00-	81,691.41
FUND TOTALS				
2020 075 RIGHT-OF-WAY FUND				
CASH	.00	.00	.00	.00
TIME DEPOSIT ON ACCOUNT	.00	.00	.00	.00
MBIA MUNICIPAL INVESTORS SERV	.00	.00	.00	.00
FUND TOTALS				
2020 084 TAX ANTICIPATION NOTES				
CASH	.00	.00	.00	.00
TIME DEPOSIT ON ACCOUNT	.00	.00	.00	.00
MBIA MUNICIPAL INVESTORS SERV	.00	.00	.00	.00
FUND TOTALS				
2020 085 DEBT SERVICE FUND				
CASH	899,457.18	579,583.25	1,096,976.00-	382,064.43
TIME DEPOSIT ON ACCOUNT	.00	.00	.00	.00
MBIA MUNICIPAL INVESTORS SERV	899,457.18	579,583.25	1,096,976.00-	382,064.43
FUND TOTALS				
2020 087 VEC INDIGENT HEALTH PROGRAM				
CASH	19,358.88	20,629.18	22,915.74-	17,072.32
TIME DEPOSIT ON ACCOUNT	139,192.06	.00	.00	139,192.06
MBIA MUNICIPAL INVESTORS SERV	.00	.00	.00	.00
FUND TOTALS	158,550.94	20,629.18	22,915.74-	156,264.38
2020 088 SOIL CONSERVATION DIST FUND				
CASH	8,667.21	.00	.00	8,667.21

ACCOUNT NAME	BEGINNING CASH BALANCE	CASH RECEIPTS	CASH DISBURSEMENTS	ENDING CASH BALANCE
2020 090 APPELLATE JUSTICE SYSTEM FUND				
CASH	725.35	890.00	1,685.00-	69.65-
TIME DEPOSIT ON ACCOUNT	.00	.00	.00	.00
MBIA MUNICIPAL INVESTORS SERV	.00	.00	.00	.00
FUND TOTALS	725.35	890.00	1,685.00-	69.65-
2020 095 PAYROLL CLEARING ACCOUNT				
CASH	194,039.82	.00	.00	194,039.82
MBIA MUNICIPAL INVESTORS SERV	.00	.00	.00	.00
FUND TOTALS	194,039.82	.00	.00	194,039.82
2020 096 GEN FIXED ASSETS ACCOUNT GRP				
CASH	.00	.00	.00	.00
MBIA MUNICIPAL INVESTORS SERV	.00	.00	.00	.00
FUND TOTALS	.00	.00	.00	.00
2020 097 LONG TERM DEBT GROUP				
MBIA MUNICIPAL INVESTORS SERV	.00	.00	.00	.00
FUND TOTALS	.00	.00	.00	.00
2020 131 VAN ZANDT COUNTY JAIL				
CASH	38,619.08	325,542.65	417,530.24-	53,368.51-
MEDICARE PAYABLE	.00	.00	.00	.00
VOUCHERS PAYABLE	.00	.00	.00	.00
TIME DEPOSIT ON ACCOUNT	523,500.00	100,000.00	100,000.00-	523,500.00
MBIA MUNICIPAL INVESTORS SERV	.00	.00	.00	.00
FUND TOTALS	562,119.08	425,542.65	517,530.24-	470,131.49
2020 132 VAN ZANDT COUNTY SHERIFF DEPT				
CASH	36,745.78	318,488.50	381,435.04-	26,200.76-
TIME DEPOSIT ON ACCOUNT	387,000.00	100,000.00	100,000.00-	387,000.00
MBIA MUNICIPAL INVESTORS SERV	.00	.00	.00	.00
FUND TOTALS	423,745.78	418,488.50	481,435.04-	360,799.24
2020 145 SOLID WASTE GRANT				
CASH	203.03	.00	.00	203.03
TIME DEPOSIT ON ACCOUNT	.00	.00	.00	.00
FUND TOTALS	203.03	.00	.00	203.03
2020 400 FRUITVALE 2011 TXCD89 710056				
CASH	.00	.00	.00	.00
WATER GRANT CASH	.00	.00	.00	.00
FUND TOTALS	.00	.00	.00	.00
2020 401 BENVENUEHERMSC 71348911131115				
CASH	.00	.00	.00	.00
FUND TOTALS	.00	.00	.00	.00
2020 402 LITTLEHOPEMOOREMSC713026081315				
CASH	.00	.00	.00	.00
WATER GRANT CASH	.00	.00	.00	.00
FUND TOTALS	.00	.00	.00	.00
2020 540 PRETRIAL SUPERVISION				
CASH	3,558.09	1,280.00	4,786.17-	51.92

ACCOUNT NAME	BEGINNING	CASH RECEIPTS	CASH DISBURSEMENTS	ENDING
	CASH BALANCE			CASH BALANCE
2020 541 COMMUNITY SUP & CORRECTIONS				
TDOA	134,432.11	50.46	.00	134,482.57
FUND TOTALS	137,990.20	1,330.46	4,766.17-	134,534.49
2020 541 COMMUNITY SUP & CORRECTIONS				
CASH	55,934.76	21,128.80	57,642.64-	19,420.92
PERTY CASH	100.00	.00	.00	100.00
TIME DEPOSIT ON ACCOUNT	370,750.76	139.17	.00	370,889.93
MBIA MUNICIPAL INVESTORS SERV				
FUND TOTALS	426,785.52	21,267.97	57,642.64-	390,410.85
2020 542 ADULT PROBATION CIVIL				
CASH	7,510.52	693.00	1,545.03-	6,658.49
TDOA	51,076.14	19.17	.00	51,095.31
MBIA	310,379.92	279.85	.00	310,659.77
FUND TOTALS	368,966.58	992.02	1,545.03-	368,413.57
2020 543 HIGH RISK SUBSTANCE ABUSE -CCP				
CASH	7,615.44	.00	5,780.01-	1,835.43
TIME DEPOSIT ON ACCOUNT	.00	.00	.00	.00
MBIA MUNICIPAL INVESTORS SERV				
FUND TOTALS	7,615.44	.00	5,780.01-	1,835.43
2020 544 HIGH RISK SEX OFFENDER -CCP				
CASH	7,466.86	.00	6,735.95-	730.91
TIME DEPOSIT ON ACCOUNT	.00	.00	.00	.00
MBIA MUNICIPAL INVESTORS SERV				
FUND TOTALS	7,466.86	.00	6,735.95-	730.91
2020 545 GRANT C COMMIT REDUCTION PROG				
CASH	8,316.34	5,045.00	7,518.24-	5,843.10
FUND TOTALS	8,316.34	5,045.00	7,518.24-	5,843.10
2020 546 JUVENILE PROBATION FUND				
CASH	65,137.46	57,723.56	50,908.31-	71,952.71
TIME DEPOSIT ON ACCOUNT	.00	.00	.00	.00
MBIA MUNICIPAL INVESTORS SERV				
FUND TOTALS	65,137.46	57,723.56	50,908.31-	71,952.71
2020 547 VZCJPD STATE AID GRANT				
CASH	46,973.01	47,404.88	49,802.49-	44,575.40
TIME DEPOSIT ON ACCOUNT	.00	.00	.00	.00
MBIA MUNICIPAL INVESTORS SERV				
FUND TOTALS	46,973.01	47,404.88	49,802.49-	44,575.40
2020 549 VZCJPD - GRANT N				
CASH	17,253.98	7,497.00	7,560.21-	17,190.77
TIME DEPOSIT ON ACCOUNT	.00	.00	.00	.00
MBIA MUNICIPAL INVESTORS SERV				
FUND TOTALS	17,253.98	7,497.00	7,560.21-	17,190.77
2020 550 D A SUPPLEMENTAL FUND				
CASH	2,299.38	.00	3,147.85-	848.47-
TIME DEPOSIT ON ACCOUNT	92.21	.03	.00	92.24
MBIA MUNICIPAL INVESTORS SERV				
FUND TOTALS	2,391.59	.03	3,147.85-	756.23-
2020 551 VOICES - JUV CJD GRANT				
VOICES - CJD JUV GRANT	2,185.03-	.00	.00	2,185.03-

ACCOUNT NAME	BEGINNING CASH BALANCE	CASH RECEIPTS	CASH DISBURSEMENTS	ENDING CASH BALANCE
2020 552 ETCOG RESIDENTIAL	2,185.03-	.00	.00	2,185.03-
CASH	1,411.00-	.00	.00	1,411.00-
FUND TOTALS	1,411.00-	.00	.00	1,411.00-
2020 555 JUVENILE PROBATION INTEREST	80.52	2.04	.00	82.56
CASH	23,863.30	8.95	.00	23,872.25
TIME DEPOSIT ON ACCOUNT	.00	.00	.00	.00
MBTA MUNICIPAL INVESTORS SERV	23,943.82	10.99	.00	23,954.81
FUND TOTALS	23,943.82	10.99	.00	23,954.81
2020 556 REGIONAL SERVICE ENHANCEMENT	37,454.08	6,966.08	8,923.13-	35,497.03
CASH	37,454.08	6,966.08	8,923.13-	35,497.03
FUND TOTALS	37,454.08	6,966.08	8,923.13-	35,497.03
2020 558 GRANT S	6,954.59	4,273.00	3,488.69-	7,738.90
CASH	6,954.59	4,273.00	3,488.69-	7,738.90
FUND TOTALS	6,954.59	4,273.00	3,488.69-	7,738.90
2020 559 MENTAL IMPAIRMENT CASELOAD	20,514.59	.00	5,448.15-	15,066.44
CASH	20,514.59	.00	.00	.00
TIME DEPOSIT ON ACCOUNT	.00	.00	.00	.00
MBTA MUNICIPAL INVESTORS SERV	20,514.59	.00	5,448.15-	15,066.44
FUND TOTALS	20,514.59	.00	5,448.15-	15,066.44
2020 565 INDIGENT DEFENSE GRANT	6,281.22	.00	5,889.00-	392.22
CASH	25,620.54	.00	.00	25,620.54
TIME DEPOSIT ON ACCOUNT	31,901.76	.00	5,889.00-	26,012.76
FUND TOTALS	31,901.76	.00	5,889.00-	26,012.76
2020 567 FIRE MARSHAL	681.72	69,410.00	18,126.86-	51,964.86
CASH	137,098.06	48.26	10,000.00-	127,146.32
TDOA	137,779.78	69,458.26	28,126.86-	179,111.18
FUND TOTALS	137,779.78	69,458.26	28,126.86-	179,111.18
2020 568 TECHNOLOGY RESOURCES	.00	.00	.00	.00
CASH	.00	.00	.00	.00
TIME DEPOSIT ON ACCOUNT	.00	.00	.00	.00
FUND TOTALS	.00	.00	.00	.00
2020 569 HAVA ELECTION GRANT	15,359.98	.00	.00	15,359.98
CASH	15,359.98	.00	.00	15,359.98
FUND TOTALS	15,359.98	.00	.00	15,359.98
2020 570 GOLDEN WATER SUPPLY CORP	.00	.00	.00	.00
CASH	.00	.00	.00	.00
GOLDEN WATER TDHCA 726216	.00	.00	.00	.00
MBTA MUNICIPAL INVESTORS SERV	.00	.00	.00	.00
FUND TOTALS	.00	.00	.00	.00
2020 580 D.A. CHECK COLLECTION FUND	2,989.96	9.82	381.19-	2,618.59
CASH	10,663.43	4.00	.00	10,667.43
TIME DEPOSIT ON ACCOUNT	.00	.00	.00	.00
MBTA MUNICIPAL INVESTORS SERV	13,653.39	13.82	381.19-	13,286.02
FUND TOTALS	13,653.39	13.82	381.19-	13,286.02
2020 591 CONSTABLE #1 TROUSE FUND	2,534.43	.00	.00	2,534.43
CASH	2,534.43	.00	.00	2,534.43

ACCOUNT NAME	BEGINNING CASH BALANCE	CASH RECEIPTS	CASH DISBURSEMENTS	ENDING CASH BALANCE
2020 592 CONSTABLE #2 TLEOSE FUND				
CASH - CITIZENS NATIONAL	.49-	.00	.00	.49-
TDOA	.00	.00	.00	.00
MBIA MUNICIPAL INVESTORS SERV	.00	.00	.00	.00
FUND TOTALS	2,533.94	.00	.00	2,533.94
2020 593 CONSTABLE #3 TLEOSE FUND				
CASH OTHER	2,692.48	.00	.00	2,692.48
MBIA MUNICIPAL INVESTORS SERV	.00	.00	.00	.00
FUND TOTALS	2,692.48	.00	.00	2,692.48
2020 594 CONSTABLE #4 TLEOSE FUND				
CASH	1,359.92	.00	.00	1,359.92
TIME DEPOSIT ON ACCOUNT	3,738.50	.00	.00	3,738.50
MBIA MUNICIPAL INVESTORS SERV	.00	.00	.00	.00
FUND TOTALS	5,098.42	.00	.00	5,098.42
2020 595 SHERIFF TLEOSE FUND				
CASH	5,633.01	.00	.00	5,633.01
TIME DEPOSIT ON ACCOUNT	.00	.00	.00	.00
MBIA MUNICIPAL INVESTORS SERV	.00	.00	.00	.00
FUND TOTALS	5,633.01	.00	.00	5,633.01
2020 596 DA TLEOSE FUND				
CASH	8,891.09	1,327.30	295.00-	9,923.39
MBIA MUNICIPAL INVESTORS SERV	.00	.00	.00	.00
FUND TOTALS	8,891.09	1,327.30	295.00-	9,923.39
2020 600 JUSTICE COURT TECHNOLOGY FUND				
CASH	2,290.27	.00	.00	2,290.27
MBIA MUNICIPAL INVESTORS SERV	.00	.00	.00	.00
FUND TOTALS	2,290.27	.00	.00	2,290.27
2020 800 CONTRIBUTION RELIEF FUND				
CASH	3,685.41	1,197.92	249.00-	4,634.33
TIME DEPOSIT ON ACCOUNT	53,604.83	20.11	.00	53,624.94
MBIA MUNICIPAL INVESTORS SERV	.00	.00	.00	.00
FUND TOTALS	57,290.24	1,218.03	249.00-	58,259.27
2020 802 VETERAN'S MEMORIAL WALL FUND				
CASH	16,082.93	.00	.00	16,082.93
TIME DEPOSIT ON ACCOUNT	.00	.00	.00	.00
FUND TOTALS	16,082.93	.00	.00	16,082.93
2020 803 HISTORICAL COMMISSION				
CASH	3,014.12	.00	.00	3,014.12
TIME DEPOSIT ON ACCOUNT	5,276.90	1.97	.00	5,278.87
FUND TOTALS	8,291.02	1.97	.00	8,292.99
2020 804 VAN TORNADO-ASSISTANCE				
CASH	.00	.00	.00	.00
TIME DEPOSIT ON ACCOUNT	.00	.00	.00	.00
FUND TOTALS	.00	.00	.00	.00

ACCOUNT NAME	BEGINNING CASH BALANCE	CASH RECEIPTS	CASH DISBURSEMENTS	ENDING CASH BALANCE
2020 805 FEMA - DEC 2015 STORM				
CASH	.00	.00	.00	.00
TIME DEPOSIT ON ACCOUNT	.00	.00	.00	.00
FUND TOTALS	.00	.00	.00	.00
2020 806 FEMA APRIL 2016 STORM				
CASH	.00	.00	.00	.00
TIME DEPOSIT ON ACCOUNT	.00	.00	.00	.00
FUND TOTALS	.00	.00	.00	.00
2020 807 HAZARD MITIGATION GRANT				
CASH	24,224.49-	.00	11,400.00-	35,624.49-
TIME DEPOSIT ON ACCOUNT	.00	.00	.00	.00
MHA MUNICIPAL INVESTORS SERV	.00	.00	.00	.00
FUND TOTALS	24,224.49-	.00	11,400.00-	35,624.49-
2020 808 COURTHOUSE PLANNING GRANT				
CASH	63,535.92	.00	211,786.40-	148,250.48-
WATER GRANT CASH	.00	.00	.00	.00
FUND TOTALS	63,535.92	.00	211,786.40-	148,250.48-
2020 809 PRETRIAL INTERVENTION PROGRAM				
CASH	4,045.91	.00	704.46-	3,341.45
TIME DEPOSIT ON ACCOUNT	49,770.48	18.68	.00	49,789.17
FUND TOTALS	53,816.40	18.68	704.46-	53,130.62
2020 810 SHERIFF JUSTICE FORFEITURE FUN				
CASH	10,870.00	.00	.00	10,870.00
TIME DEPOSIT ON ACCOUNT	15,415.29	5.78	.00	15,421.07
FUND TOTALS	26,285.29	5.78	.00	26,291.07
2020 811 SHERIFF TREASURY FORFEITURE FU				
CASH	.00	.00	.00	.00
TIME DEPOSIT ON ACCOUNT	.00	.00	.00	.00
FUND TOTALS	.00	.00	.00	.00
2020 812 CONSTABLE PCT #1 FORFEITURE FU				
CASH	500.00	.00	.00	500.00
TIME DEPOSIT ON ACCOUNT	.00	.00	.00	.00
FUND TOTALS	500.00	.00	.00	500.00
2020 813 VOICES - JUV CJD GRANT				
VOICES - CJD JUV GRANT	10,221.00-	10,545.59	5,459.72-	5,135.13-
TIME DEPOSIT ON ACCOUNT	.00	.00	.00	.00
FUND TOTALS	10,221.00-	10,545.59	5,459.72-	5,135.13-
2020 814 LOCAL TRUANCY PREVENTION & DIV				
CASH	779.15	718.37	.00	1,497.52
TIME DEPOSIT ON ACCOUNT	.00	.00	.00	.00
FUND TOTALS	779.15	718.37	.00	1,497.52
2020 815 COVID-19				
CASH	99.90-	.00	5,478.07-	5,577.97-
TIME DEPOSIT ON ACCOUNT	.00	.00	.00	.00
FUND TOTALS	99.90-	.00	5,478.07-	5,577.97-

ACCOUNT NAME	BEGINNING CASH BALANCE	CASH RECEIPTS	CASH DISBURSEMENTS	ENDING CASH BALANCE
GRAND TOTALS	18,923,979.66	4,058,559.14	6,024,185.08	16,958,353.72

ACCOUNT NUMBER	ACCOUNT NAME	DATE	AMOUNT	OLD BUDGET AMENDED BUDGET	AMOUNT OF CHANGE	DESCRIPTION	CLK
2020 010-403-311	POSTAGE	04/03/2020	200034	5,500.00	5,300.00	200.00- LINE ITEM TRANSFER	MK
2020 010-403-311	POSTAGE	05/14/2020	200044	5,300.00	4,800.00	500.00- LINE ITEM TRANSFER	MK
2020 010-403-495	MISCELLANEOUS	04/03/2020	200034	250.00	450.00	200.00- LINE ITEM TRANSFER	MK
2020 010-403-495	MISCELLANEOUS	05/14/2020	200044	450.00	950.00	500.00- LINE ITEM TRANSFER	MK
	TOTAL AMENDMENTS			4	TOTAL CHANGES		
2020 010-409-402	CONTRACT SERVICES	10/30/2019	200007	.00	7,000.00	7,000.00- LINE ITEM TRANSFER	MK
2020 010-409-800	CONTINGENCY	10/30/2019	200007	370,000.00	363,000.00	7,000.00- LINE ITEM TRANSFER	MK
	TOTAL AMENDMENTS			2	TOTAL CHANGES		
2020 010-437-406	TRANSCRIPT AND DEF	05/01/2020	200039	15,000.00	23,000.00	8,000.00- LINE ITEM TRANSFER	MK
2020 010-437-415	INDIGENT LEGAL AID	05/01/2020	200039	430,000.00	422,000.00	8,000.00- LINE ITEM TRANSFER	MK
	TOTAL AMENDMENTS			2	TOTAL CHANGES		
2020 010-503-572	OFFICE EQUIPMENT	11/27/2019	200011	77,000.00	76,923.91	76.09- LINE ITEM TRANSFER	MK
2020 010-503-588	FINANCING LEASE IN	11/27/2019	200011	1,018.00	1,025.59	7.59- LINE ITEM TRANSFER	MK
2020 010-503-589	EQUIPMENT PURCHASES	11/27/2019	200011	31,764.39	31,832.89	68.50- LINE ITEM TRANSFER	MK
	TOTAL AMENDMENTS			3	TOTAL CHANGES		
2020 010-551-428	FUEL AND LUBRICANT	01/08/2020	200020	1,000.00	500.00	500.00- LINE ITEM TRANSFER	MK
2020 010-551-451	AUTO MAINTENANCE	01/08/2020	200020	1,000.00	1,500.00	500.00- LINE ITEM TRANSFER	MK
	TOTAL AMENDMENTS			2	TOTAL CHANGES		
2020 015-560-427	TRAINING	03/05/2020	200030	.00	1,000.00	1,000.00- LINE ITEM TRANS - FORFEITUR	MK
2020 015-560-495	MISC	03/05/2020	200030	10,000.00	9,000.00	1,000.00- LINE ITEM TRANS - FORFEITUR	MK
	TOTAL AMENDMENTS			2	TOTAL CHANGES		
2020 021-380-200	FINANCING ISSURANC	10/17/2019	200006	.00	120,970.00-	120,970.00- INCREASE REVENUE & EXPENSE	MK
	TOTAL AMENDMENTS			1	TOTAL CHANGES		
2020 021-621-335	ROAD & BRIDGE MAINT	01/23/2020	200023	746,694.00	726,694.00	20,000.00- LINE ITEM TRANSFER	SH
2020 021-621-451	REPAIR & MAINT -MA	01/23/2020	200023	30,000.00	50,000.00	20,000.00- LINE ITEM TRANSFER	SH
2020 021-621-571	EQUIPMENT PURCHASE	10/17/2019	200006	50,000.00	170,970.00	120,970.00- INCREASE REVENUE & EXPENSE	MK
	TOTAL AMENDMENTS			3	TOTAL CHANGES		
2020 022-622-335	ROAD & BRIDGE MAINT	10/10/2019	200005	1,276,523.00	1,269,523.00	7,000.00- LINE ITEM TRANSFER	MK
2020 022-622-461	MACHINERY RENTAL	10/10/2019	200005	.00	7,000.00	7,000.00- LINE ITEM TRANSFER	MK
	TOTAL AMENDMENTS			2	TOTAL CHANGES		
2020 023-370-100	ROAD DAMAGE PAYMEN	04/17/2020	200037	.00	15,600.00-	15,600.00- INCREASE REV & EXP - R&B#3	MK
	TOTAL AMENDMENTS			1	TOTAL CHANGES		
2020 023-371-100	OTHER MISC. REVENU	02/19/2020	200028	.00	4,225.44-	4,225.44- INCREASE REV AND EXP INSURA SH	SH
	TOTAL AMENDMENTS			1	TOTAL CHANGES		
2020 023-623-103	SALARIES - EMPLOYE	05/14/2020	200045	257,454.35	244,155.81	13,298.54- LINE ITEM TRANSFER	MK
2020 023-623-110	SALARIES - COMP TI	05/14/2020	200045	.00	13,298.54	13,298.54- LINE ITEM TRANSFER	MK
2020 023-623-335	ROAD & BRIDGE MAINT	10/02/2019	200023	857,232.00	807,232.00	50,000.00- BUDGET CORRECTION	MK
2020 023-623-335	ROAD & BRIDGE MAINT	01/23/2020	200021	807,232.00	807,107.29	124.71- LINE ITEM TRANSFER	SH
2020 023-623-335	ROAD & BRIDGE MAINT	04/17/2020	200037	807,107.29	822,707.29	15,600.00- INCREASE REV & EXP - R&B#3	MK
2020 023-623-402	CONTRACT SERVICES	10/02/2019	200003	3,500.00	53,500.00	50,000.00- BUDGET CORRECTION	MK
2020 023-623-440	ELECTRICITY	02/05/2020	200024	17,000.00	16,755.00	245.00- LINE ITEM TRANSFER	MK
2020 023-623-440	ELECTRICITY	05/01/2020	200040	16,755.00	16,755.00	50.00- LINE ITEM TRANSFER	MK
2020 023-623-441	GAS	01/23/2020	200021	200.00	324.71	124.71- LINE ITEM TRANSFER	SH
2020 023-623-441	GAS	02/05/2020	200024	324.71	569.71	245.00- LINE ITEM TRANSFER	MK

ACCOUNT NUMBER	ACCOUNT NAME	DATE	AMDMT NUMBER	OLD BUDGET AMOUNT	AMENDED BUDGET AMOUNT	AMOUNT OF CHANGE	DESCRIPTION	CLK
2020 023-623-441	GAS	05/01/2020	200040	569.71	619.71	50.00	LINE ITEM TRANSFER	MK
2020 023-623-451	REPAIR & MAINT-MAC	02/19/2020	200028	70,000.00	74,225.44	4,225.44	INCREASE REV AND EXP	SH
EXPENDITURES - R & B PCT.3				TOTAL AMENDMENTS	12	TOTAL CHANGES		
2020 024-364-100	SALE OF PROPERTY	12/26/2019	200018	.00	30,000.00-	30,000.00-	INCREASE REV & EXP - SALE O	MK
TOTAL AMENDMENTS				1	TOTAL CHANGES	30,000.00-		
2020 024-624-335	ROAD & BRIDGE WASTE	12/11/2019	200014	767,779.00	737,779.00	30,000.00-	LINE ITEM TRANSFER - EQUIP	MK
2020 024-624-335	ROAD & BRIDGE WASTE	12/26/2019	200018	737,779.00	767,779.00	30,000.00	INCREASE REV & EXP - SALE O	MK
2020 024-624-335	ROAD & BRIDGE WASTE	04/03/2020	200035	767,779.00	766,779.00	1,000.00-	LINE ITEM TRANSFER	MK
2020 024-624-340	SHOP SUPPLIES & TO	05/01/2020	200041	766,779.00	741,779.00	25,000.00-	LINE ITEM TRANSFER	MK
2020 024-624-340	SHOP SUPPLIES & TO	04/03/2020	200035	766,779.00	741,779.00	25,000.00-	LINE ITEM TRANSFER	MK
2020 024-624-571	EQUIPMENT PURCHASE	11/27/2019	200011	4,250.00	5,250.00	1,000.00	LINE ITEM TRANSFER - EQUIP	MK
2020 024-624-571	EQUIPMENT PURCHASE	12/11/2019	200014	200,000.00	200,000.00	0.00	LINE ITEM TRANSFER - EQUIP	MK
2020 024-624-571	EQUIPMENT PURCHASE	05/01/2020	200041	200,000.00	230,000.00	30,000.00	LINE ITEM TRANSFER - EQUIP	MK
2020 024-624-800	CONTINGENCY	11/27/2019	200011	230,000.00	255,000.00	25,000.00	LINE ITEM TRANSFER - EQUIP	MK
EXPENDITURES - PCT.4				TOTAL AMENDMENTS	9	TOTAL CHANGES	30,000.00	
2020 036-476-103	SALARIES - EMPLOYE	05/01/2020	200042	25,826.00	24,826.00	1,000.00-	LINE ITEM TRANSFER	MK
2020 036-476-495	MISC. EXPENDITURES	05/01/2020	200042	200042	1,000.00	1,000.00	LINE ITEM TRANSFER	MK
EXPENDITURES - DA FORFE II				TOTAL AMENDMENTS	2	TOTAL CHANGES	.00	
2020 042-650-310	OFFICE SUPPLIES	05/01/2020	200043	2,000.00	1,960.00	40.00-	LINE ITEM TRANSFER	MK
2020 042-650-495	MISCELLANEOUS	05/01/2020	200043	50.00	50.00	0.00	LINE ITEM TRANSFER	MK
EXPENDITURES - LIBRARY				TOTAL AMENDMENTS	2	TOTAL CHANGES	40.00-	
2020 057-403-407	MICROFILMING	12/23/2019	200016	200,000.00	150,000.00	50,000.00-	LINE ITEM TRANSFER	MK
2020 057-403-462	OFFICE EQUIPMENT R	12/23/2019	200016	200016	50,000.00	50,000.00	LINE ITEM TRANSFER	MK
EXPENDITURES - COUNTY CLERK				TOTAL AMENDMENTS	2	TOTAL CHANGES	.00	
2020 131-333-109	VINE	03/05/2020	200029	.00	18,618.88-	18,618.88-	INCREASE REV & EXP - VINE G	MK
TOTAL AMENDMENTS				1	TOTAL CHANGES	18,618.88-		
2020 131-512-310	OFFICE SUPPLIES -	12/23/2019	200017	10,383.00	9,097.05	1,285.95-	LINE ITEM TRANSFER	MK
2020 131-512-310	OFFICE SUPPLIES -	03/18/2020	200033	9,097.05	9,597.05	500.00	LINE ITEM TRANSFER	MK
2020 131-512-312	OFFICE SUPPLIES -	10/02/2019	200004	2,000.00	7,000.00	5,000.00	BUDGET CORRECTION	MK
2020 131-512-334	OTHER JAIL SUPPLIE	04/03/2020	200036	2,000.00	1,190.00	810.00-	LINE ITEM TRANSFER	MK
2020 131-512-339	UNIFORMS	11/27/2019	200031	5,500.00	13,500.00	8,000.00	LINE ITEM TRANSFER	MK
2020 131-512-339	UNIFORMS	03/05/2020	200031	13,500.00	13,000.00	500.00-	LINE ITEM TRANSFER	MK
2020 131-512-339	UNIFORMS	03/18/2020	200033	13,000.00	11,845.81	1,154.19-	LINE ITEM TRANSFER	MK
2020 131-512-339	UNIFORMS	04/17/2020	200038	11,845.81	11,845.81	0.00	LINE ITEM TRANSFER	MK
2020 131-512-402	CONTRACT SERVICES	05/14/2020	200046	11,545.81	11,457.06	88.75-	LINE ITEM TRANSFER	MK
2020 131-512-402	CONTRACT SERVICES	11/27/2019	200012	250,000.00	242,000.00	8,000.00-	LINE ITEM TRANSFER	MK
2020 131-512-495	MISCELLANEOUS	03/05/2020	200031	1,800.00	2,300.00	500.00	LINE ITEM TRANSFER	MK
2020 131-512-495	MISCELLANEOUS	03/18/2020	200033	2,300.00	2,954.19	654.19	LINE ITEM TRANSFER	MK
2020 131-512-495	MISCELLANEOUS	04/03/2020	200036	3,764.19	3,764.19	0.00	LINE ITEM TRANSFER	MK
2020 131-512-495	MISCELLANEOUS	04/17/2020	200038	3,764.19	4,064.19	300.00	LINE ITEM TRANSFER	MK
2020 131-512-495	MISCELLANEOUS	05/14/2020	200046	4,064.19	4,152.94	88.75	LINE ITEM TRANSFER	MK
2020 131-512-572	OFFICE EQUIPMENT	12/23/2019	200017	750.00	2,035.95	1,285.95	LINE ITEM TRANSFER	MK
EXPENDITURES - VZC JAIL				TOTAL AMENDMENTS	16	TOTAL CHANGES	5,000.00	
2020 131-513-457	MAINT. & SERVICE	03/05/2020	200029	.00	18,618.88	18,618.88	INCREASE REV & EXP - VINE G	MK
TOTAL AMENDMENTS				1	TOTAL CHANGES	18,618.88		
2020 133-352-400	GRANT PROCEEDS	02/05/2020	200025	.00	73,000.00-	73,000.00-	INCREASE REV & EXP - SO GRA	MK

ACCOUNT NUMBER	ACCOUNT NAME	DATE	AMOUNT NUMBER	OLD BUDGET AMOUNT	AMENDED BUDGET AMOUNT	AMOUNT OF CHANGE	DESCRIPTION	CHK
2020 133-367-000	GENERAL DONATION V	02/19/2020	200027					
	TOTAL AMENDMENTS		1	TOTAL CHANGES	2,000.00-	2,000.00-	INCREASE REV AND EXP FOR AM SH	SH
	TOTAL AMENDMENTS		1	TOTAL CHANGES	2,000.00-	2,000.00-		
2020 133-560-337	LAW ENFORCEMENT SU	02/19/2020	200027	14,500.00	16,500.00	2,000.00	INCREASE REV AND EXP FOR AM SH	SH
2020 133-560-427	TRAINING	03/05/2020	200032	5,000.00	7,500.00	2,500.00	LINE ITEM TRANSFER	MK
2020 133-560-428	TRAVEL	03/05/2020	200032	5,000.00	2,500.00-	2,500.00-	LINE ITEM TRANSFER	MK
2020 133-560-574	GRANT EQUIPMENT	02/05/2020	200025		73,000.00	73,000.00	INCREASE REV & EXP - SO GRA MK	MK
	EXPENDITURES - SHERIFF OFFICE			TOTAL AMENDMENTS	4	TOTAL CHANGES	75,000.00	
2020 544-344-104	DRUG TESTING	11/19/2019	200009					
2020 541-344-105	GLOBAL POSITIONING	11/19/2019	200009					
	TOTAL AMENDMENTS		2	TOTAL CHANGES	21,000.00-	21,000.00-	LINE ITEM TRANS - ADULT BAL MK	MK
	TOTAL AMENDMENTS		2	TOTAL CHANGES	21,000.00-	21,000.00-		
2020 544-574-419	PROFESSIONAL FEES	11/19/2019	200010					
2020 544-574-572	EQUIPMENT	11/19/2019	200010					
	EXPENDITURES - OFFENDER			TOTAL AMENDMENTS	2	TOTAL CHANGES	337.00	
	TOTAL AMENDMENTS		2	TOTAL CHANGES	337.00	337.00-	LINE ITEM TRANS - ADULT BA2 MK	MK
	TOTAL AMENDMENTS		2	TOTAL CHANGES	337.00	337.00-		
2020 547-333-114	GRANT R - ALILOCKTI	10/31/2019	200008					
	TOTAL AMENDMENTS		1	TOTAL CHANGES	7,812.50-	7,812.50-	JUVENILE BA #3 MK	MK
	TOTAL AMENDMENTS		1	TOTAL CHANGES	7,812.50-	7,812.50-		
2020 547-581-412	NON RESIDENTIAL SRV	09/18/2019	200002					
2020 547-581-414	NH COUNSELING - R	10/31/2019	200008					
	EXPENDITURES - TVCP PROBATION			TOTAL AMENDMENTS	2	TOTAL CHANGES	7,812.50	
	TOTAL AMENDMENTS		2	TOTAL CHANGES	7,812.50	4,960.50	JUVENILE BA #3 MK	MK
	TOTAL AMENDMENTS		2	TOTAL CHANGES	7,812.50	4,960.50		
2020 547-587-411	RESIDENTIAL SERVIC	09/18/2019	200001					
	EXPENDITURES - TVCP RESIDENTIA			TOTAL AMENDMENTS	1	TOTAL CHANGES	1,017.48	
	TOTAL AMENDMENTS		1	TOTAL CHANGES	1,017.48	1,017.48	JUV GRANT A INCREASE MK	MK
	TOTAL AMENDMENTS		1	TOTAL CHANGES	1,017.48	1,017.48		
2020 549-585-414	MENTAL HEALTH COUN	12/26/2019	200019					
2020 549-585-416	PSYCHO EVAL	12/26/2019	200019					
	EXPENDITURES - CCP PROBATION			TOTAL AMENDMENTS	2	TOTAL CHANGES	2,996.00	
	TOTAL AMENDMENTS		2	TOTAL CHANGES	2,996.00	2,996.00	JUV BUDGET ADJUSTMENT MK	MK
	TOTAL AMENDMENTS		2	TOTAL CHANGES	2,996.00	2,996.00		
2020 556-333-118	GRANT PROCEEDS	12/11/2019	200015					
	TOTAL AMENDMENTS		1	TOTAL CHANGES	83,593.00-	83,593.00-	JUV BA #4 MK	MK
	TOTAL AMENDMENTS		1	TOTAL CHANGES	83,593.00-	83,593.00-		
2020 556-582-103	SALARIES - EMPLOYE	12/11/2019	200015					
2020 556-582-411	PROGRAM OR SERVICE	12/11/2019	200015					
2020 556-582-572	EQUIPMENT	12/11/2019	200015					
	EXPENDITURES - CCP PROBATION			TOTAL AMENDMENTS	3	TOTAL CHANGES	83,593.00	
	TOTAL AMENDMENTS		3	TOTAL CHANGES	83,593.00	83,593.00	JUV BA #4 MK	MK
	TOTAL AMENDMENTS		3	TOTAL CHANGES	83,593.00	83,593.00		
2020 567-435-495	MISC	01/23/2020	200022					
2020 567-435-572	OFFICE EQUIPMENT	01/23/2020	200022					
	EXPENDITURES-ABATEMENT OFFICER			TOTAL AMENDMENTS	2	TOTAL CHANGES	1,551.78	
	TOTAL AMENDMENTS		2	TOTAL CHANGES	1,551.78	51.78	LINE ITEM TRANSFER SH	SH
	TOTAL AMENDMENTS		2	TOTAL CHANGES	1,551.78	51.78		
2020 809-476-103	SALARIES - EMPLOYE	02/05/2020	200026					
2020 809-476-201	SOCIAL SECURITY TA	02/05/2020	200026					
2020 809-476-203	RETIREMENT	02/05/2020	200026					
2020 809-476-204	WORKERS COMPENSATI	02/05/2020	200026					
2020 809-476-206	UNEMPLOYMENT INSUR	02/05/2020	200026					
	EXPENDITURES - PRETRIAL INTERV			TOTAL AMENDMENTS	6	TOTAL CHANGES	34,175.00	
	TOTAL AMENDMENTS		6	TOTAL CHANGES	34,175.00	5,000.00	INCREASE SALARY - DA PRETRI MK	MK
	TOTAL AMENDMENTS		6	TOTAL CHANGES	34,175.00	5,000.00	INCREASE SALARY - DA PRETRI MK	MK
	TOTAL AMENDMENTS		6	TOTAL CHANGES	34,175.00	385.00	INCREASE SALARY - DA PRETRI MK	MK
	TOTAL AMENDMENTS		6	TOTAL CHANGES	34,175.00	409.00	INCREASE SALARY - DA PRETRI MK	MK
	TOTAL AMENDMENTS		6	TOTAL CHANGES	34,175.00	15.00	INCREASE SALARY - DA PRETRI MK	MK
	TOTAL AMENDMENTS		6	TOTAL CHANGES	34,175.00	16.00	INCREASE SALARY - DA PRETRI MK	MK
	TOTAL AMENDMENTS		6	TOTAL CHANGES	34,175.00	5,825.00-	INCREASE SALARY - DA PRETRI MK	MK
	TOTAL AMENDMENTS		6	TOTAL CHANGES	34,175.00	.00		